



## DAEMEN MEN'S BASKETBALL GAME NOTES

## NCAA EAST REGIONAL

### ➤ 2020-21 SCHEDULE | H: 5-1; A: 3-4; N: 1-0

#### JANUARY (0-2)

29	GANNON	L, 76-73
31	at Gannon	L, 95-67

#### FEBRUARY (7-2)

8	at Roberts Wesleyan *	W, 93-86
10	D'YOUVILLE *	W, 102-77
11	at Roberts Wesleyan *	L, 80-75
15	at D'Youville *	W, 103-69
17	ROBERTS WESLEYAN *	W, 85-69
20	MERCY *	W, 82-51
24	D'YOUVILLE *	W, 98-67
27	at St. Thomas Aquinas *	W, 84-81 (ot)
28	at St. Thomas Aquinas *	L, 71-68

#### MARCH (2-1)

5	ROBERTS WESLEYAN #	W, 78-72
7	at St. Thomas Aquinas #	L, 83-67
14	vs. Bloomfield ^	W, 81-69
16	vs. St. Thomas Aquinas ^	7 PM

\* East Coast Conference game // # ECC Championship

^ NCAA Tournament

### ➤ PROJECTED STARTERS

#	Name	Pos	Ht	Yr	PPG	RPG
2	S. Fasoyiro	G	6-3	Gr	13.9	7.2
4	K. Harris	G	6-4	Sr	11.9	4.0
5	R. Salzberg	G	6-4	So	8.8	2.4
22	A. Sisco	C	6-9	Sr	26.8	12.8
30	A. Mason	G	6-3	Fr	13.4	6.7

### ➤ IN THESE NOTES

Roster/History	2-3
Opponent Scout/Series History	4
NCAA Tournament Info	5-8
East Coast Conference Info	9-10
Coach MacDonald Bio	11-13
Miscellaneous Notes/Stats/Polls	14-24
Team Records	25-29
Season Stats (NCAA Database)	30-43

### ➤ BASKETBALL COMMUNICATIONS

**Mike Miranto**

**Sr. Associate A.D., Operations & Communications**

[mmiranto@daemen.edu](mailto:mmiranto@daemen.edu)

O: 716-839-8385 // C: 716-471-7626

### ➤ 03.16.21 | 7:00 PM | ALBANY CAPITAL CENTER | ALBANY, NY



## (#2 seed) DAEMEN WILDCATS 9-5, 7-2 ECC

Head Coach: Mike MacDonald (St. Bonaventure '88)

Record at Daemen: 138-56 (7th season)

Record Overall: 395-282 (24th season)

### NCAA TOURNAMENT INFO


Region	East
Dates	March 13-16, 2021
Location	Albany, N.Y.
Venue	Albany Capital Center
Daemen Game Date/Time	March 16 / 7:00 p.m.
Round	Regional Finals
Opponent	#11/#5 (#1 seed) St. Thomas Aquinas (14-1)

### ➤ FASTBREAK POINTS


1. It's an all East Coast Conference final round of the NCAA Division II East Regional as second-seeded Daemen meets top-seeded St. Thomas Aquinas for the right to advance to the Elite Eight. Daemen is in the regional final for the first time, while STAC has advanced this far three times now in the last four seasons. The Spartans won the region and went to the Elite Eight in 2017.
2. Daemen advanced to Tuesday's regional final with an 81-69 victory over third-seeded Bloomfield late Sunday evening. All five starters scored in double figures, led by redshirt senior center **Andrew Sisco's** 25 points. The Wildcats shot better than 50% from the field, 40% from the three-point line and 75% from the free throw line for the third time this season en route to the program's first ever NCAA tournament victory.
3. St. Thomas Aquinas advanced to the regional final with a 95-72 victory earlier Sunday over fifth-seeded Caldwell. **Osbel Caraballo** (24 points in 20 minutes) and **Grant Singleton** (17 points in 18 minutes) led the way. The Spartans employed their customary pressure defense to force Caldwell into 22 turnovers. The Spartans lead the country in turnovers forced per game (20.4) while ranking second in turnover margin (7.6) and third in steals (10.2).
4. Daemen and STAC will be meeting for the fourth time this season. The teams split two regular season meetings in late February. Daemen's 84-81 overtime victory on Feb. 27 snapped the Spartans' 13-game winning streak. STAC regrouped for a 71-68 win the following day, and defeated Daemen one week later, 83-67, to claim their fifth ECC tournament championship in the last six seasons. Tuesday's meeting marks the sixth postseason meeting between Daemen and STAC - their first in the NCAA tournament.

**FASTBREAK POINTS CONTINUED ON PAGE 13**

## ➤ RADIO/TV ROSTER



**2**  
**SEAN FASOYIRO**  
G | 6-3 | 195 | GR.  
Houston, Texas




**3**  
**TYLER HIND**  
G | 5-11 | 170 | FR.  
Randolph, N.Y.



**4**  
**KYLE HARRIS**  
G | 6-3 | 180 | SR.  
Buffalo, N.Y.



**5**  
**RYAN SALZBERG**  
G | 6-4 | 180 | SO.  
Manlius, N.Y.



**10**  
**TONY ARNOLD**  
G | 6-1 | 175 | FR.  
Rochester, N.Y.



**14**  
**DA'SHAWN HINES**  
G | 5-10 | 170 | R-JR.  
Amherst, N.Y.



**20**  
**JUSTIN JOHNSON**  
G | 6-0 | 170 | FR.  
Buffalo, N.Y.



**21**  
**SAYEED OSORIO**  
G | 6-1 | 180 | JR.  
New York, N.Y.



**22**  
**ANDREW SISCHO**  
C | 6-9 | 240 | R-SR.  
Guilderland, N.Y.



**23**  
**JUSTIN HEMPHILL**  
F | 6-6 | 200 | FR.  
Buffalo, N.Y.



**24**  
**ZIV BASDEN**  
F | 6-5 | 195 | R-JR.  
Nassau, Bahamas



**30**  
**ANDREW MASON**  
G | 6-3 | 190 | FR.  
Webster, N.Y.

## ➤ TEAM INFORMATION

2020-21 Record	9-5
ECC Record / Place in Standings	7-2 / 2nd
Starters Returning / Lost	1 / 4
Letter-winners Returning / Lost	8 / 6
Newcomers (Freshmen / Transfers / Walk-ons)	7 ( 5 / 1 / 1 )

## ➤ 2020-21 ROSTER

#	Name	Pos	Ht	Yr	Hometown
2	Sean Fasoyiro	G	6-3	Gr.	Houston, Texas
3	Tyler Hind	G	5-11	Fr.	Randolph, N.Y.
4	Kyle Harris	G	6-3	Sr.	Buffalo, N.Y.
5	Ryan Salzberg	G	6-4	So.	Manlius, N.Y.
10	Tony Arnold	G	6-1	Fr.	Rochester, N.Y.
14	Da'Shawn Hines	G	5-10	R-Jr.	Amherst, N.Y.
20	Justin Johnson	G	6-0	Fr.	Buffalo, N.Y.
21	Sayeed Osorio	G	6-1	Jr.	New York, N.Y.
22	Andrew Sisco	C	6-9	R-Sr.	Guilderland, N.Y.
23	Justin Hemphill	F	6-6	Fr.	Buffalo, N.Y.
24	Ziv Basden	F	6-5	R-Jr.	Nassau, Bahamas
30	Andrew Mason	G	6-3	Fr.	Webster, N.Y.
-	Joey Atkins	F	6-5	R-So.	Watervliet, N.Y.
-	Trevor Book	F	6-4	R-So.	N. Tonawanda, N.Y.
-	Ryan Bradley	F	6-7	R-So.	Niagara Falls, N.Y.
-	Josiah Chandler	G	6-0	R-Fr.	New York, N.Y.
-	Patrick Higgins	G	5-10	R-Fr.	Pennington, N.J.
-	Tajmin Holt	G	6-3	R-Jr.	Rochester, N.Y.
-	Chris Luke	C	7-0	Sr.	Cortland, N.Y.
-	Justin Pouppey	G	5-10	R-Fr.	Buffalo, N.Y.

Head Coach: **Mike MacDonald** (St. Bonaventure '88); 7th season

Assistant Coach: **Ryan Grandits** (Medaille '15)

Assistant Coach: **Jeff Redband** (Daemen '19)

Director of Player Development: **David Johnson** (Daemen '10)

Athletic Trainer: **Jeff Sage** (SUNY Brockport '94)

Strength & Conditioning Coach: **Katie Eschner** (Slippery Rock '15)

## ➤ PRONUNCIATIONS

2	Sean <b>FASOYIRO</b>	Fass-oh-yeer-oh
3	Tyler <b>HIND</b>	High-nd
20	<b>JUSTIN</b> Johnson	Justin
21	<b>SAYEED OSORIO</b>	Sy-eed Oh-sor-ee-oh
22	Andrew <b>SISCHO</b>	Siss-koh
23	Justin <b>HEMPHILL</b>	Hemp-hill
24	Ziv <b>BASDEN</b>	Baz-din

## ➤ BUILDING THE WILDCATS

BY POSITION (Total / Active)		BY CLASS (Total / Active)	
Guard	13 / 9	Freshman	5 / 5
Forward	5 / 2	R-Freshman	3 / 0
Center	2 / 1	Sophomore	1 / 1
		R-Sophomore	3 / 0
		Junior	1 / 1
		R-Junior	3 / 2
		Senior	2 / 1
		R-Senior	1 / 1
		Graduate	1 / 1
BY HEIGHT (Total / Active)		BY STATE/COUNTRY	
7-0	1 / 0	New Jersey	1
6-9	1 / 1	New York	17
6-7	1 / 0	Texas	1
6-6	1 / 1	Bahamas	1
6-5	2 / 1		
6-4	2 / 1		
6-3	4 / 3		
6-1	2 / 2		
6-0	2 / 1		
5-11	1 / 1		
5-10	3 / 1		

➤ **DAEMEN BASKETBALL BY THE NUMBERS****1986-87**

First Season of Modern Era

**587**

Modern Era Wins

**88.0**

Home Winning Percentage Since 2011-12

**27**

Most Wins In A Season (2012-13)

**27**

1,000 Point Scorers

**22**

Winning Seasons

**13**

20-Win Seasons

**9**

National Tournament Berths (NAIA, USCAA, NCAA)

**9**

Consecutive Seasons with 19+ Wins

**2015-16**

First Season Of NCAA Era

**117**

NCAA Era Wins

**106**

East Coast Conference Wins

**24**

Most Wins Of NCAA Era (2018-19, 2019-20)

**20**

All-ECC Selections

**2**

East Coast Conference Regular Season Championships

**3**

NCAA Tournament Berths

**1**

Consensus All-American Selections

➤ **QUICK FACTS**

Name of School	Daemen College
City / Zip	Amherst, N.Y. / 14226
Founded	1947 (as Rosary Hill College)
Enrollment	2,760
School Colors	Medium Blue, Gray & White
Nickname	Wildcats
Arena	Lumsden Gymnasium
Capacity	1,000
Affiliation	NCAA Division II
Conference	East Coast Conference (ECC)
President	Dr. Gary A. Olson
Athletic Director	Traci Murphy
Athletics Website	daemenwildcats.com

➤ **TEAM HISTORY**

First Season of Modern Era	1986-87
Overall Record	587-448 (.567)
NAIA Membership	1986-87 to 2011-12
American Midwest Conference	2001-02 to 2011-12
NAIA Tournament Appearances	4
NAIA Era Record / Seasons	401-379 / 26
USCAA Membership	2012-13 to 2014-15
USCAA Tournament Appearances	3
USCAA Championships / Years	1 / 2015
USCAA Era Record / Seasons	69-23 / 3
NCAA Division II Transition Period	2012-13 to 2014-15
NCAA Division II Membership	2015-16 to Present
East Coast Conference	2013-14 to Present
East Coast Conference Record / Seasons	106-33 / 7
NCAA Tournament Appearances / Years	2 / 2019, 2020
NCAA Era Record / Seasons	117-46 / 6

➤ **ECC/NCAA ERA HISTORY**

Season	Overall		Conference		Coach
	W-L	Pct.	W-L	Pct.	
2013-14 *	21-7	.750	17-3	.850	D. Silveri
2014-15 *	21-10	.677	13-7	.650	M. MacDonald
2015-16 ^	19-10	.655	14-6	.700	M. MacDonald
2016-17	19-9	.679	12-6	.667	M. MacDonald
2017-18	22-8	.733	15-3	.833	M. MacDonald
2018-19	24-6	.800	16-2	.889	M. MacDonald
2019-20	24-8	.750	12-4	.750	M. MacDonald
2020-21	9-5	.643	7-2	.778	M. MacDonald

\* team ineligible for ECC/NCAA postseason (transition period)

^ first season of full NCAA Division II membership

2013-14 ECC Regular Season Champions

2018-19 ECC Regular Season Champions

2019 NCAA Tournament

2020 NCAA Tournament

2021 NCAA Tournament


**MAKE IT YOURS™**

## ➤ ST. THOMAS AQUINAS SCOUTING REPORT

- St. Thomas Aquinas has been among the best NCAA Division II programs in recent years. From 2015-16 through 2019-20, the Spartans averaged 26.2 wins per season and won four of five ECC tournament championships. They've earned six straight NCAA tournament berths and enter Tuesday's regional final with a 14-1 record and ranked in both national polls.
- Head coach Tobin Anderson has been the catalyst for STAC's rise, leading the Spartans to 181 wins since taking over in 2013-14. No Division II team in New York State or in the ECC has won more games in that time.
- The Spartans return eight players, including four starters, from their 2019-20 team that went 25-5.
- Junior forward **Osbel Caraballo** and junior guard **Demetre Roberts** headline the Spartan returners after earning All-ECC first team honors last season when they combined for 32.5 points per game.
- Both Caraballo (16.3 ppg, 7.5 rpg) and Roberts (14.5 ppg, 4.6 apg) are producing again this season, while junior guard **Grant Singleton** has emerged as well. Singleton is the only player in the ECC 6-foot or smaller shooting better than 50% from the field (53.3%). He has made a team-high 33 three-point field goals (on 39.3% shooting) and is averaging a team-high 17.3 points per game - up from his 10.9 average last season.
- The Spartans have also been boosted by senior guard **Elijah Bovell**, a transfer from Queens, and freshman guard **Jamal Barnes** who are both producing 7.1 points per game.
- Additional production is coming from senior guard **Louis Griffith** (8.3 ppg, 37.7% 3PT), and senior forward **Kevin Lynch** (6.0 ppg, 4.0 rpg). Lynch was named the ECC Co-Defensive Player of the Year in the ECC.
- STAC has employed its customary pressure defense this season, forcing opponents into 20.1 turnovers per game - best in Division II. The Spartans also rank third in steals per game (10.2) and their defense fuels an offense that is producing 90.8 points per contest.

## ➤ THE SERIES: DAEMEN VS. STAC

All-Time Series	STAC 18-7
At Daemen	STAC 6-4
At STAC	STAC 8-3
At Neutral Site	STAC 4-0
Current Streak	STAC won 2
Series Highs	
Daemen Most Points	87, 01/16/15
Daemen Largest Victory	7, 02/02/18
STAC Most Points	95, 01/16/15
STAC Largest Victory	34, 02/15/17



## LAST 10 MEETINGS

Date	Site	Result
03/07/21	A	L, 83-67
02/28/21	A	L, 71-68
02/27/21	A	W, 84-81 (OT)
03/07/20	N	L, 91-78
02/14/20	H	W, 81-77
12/15/19	A	L, 87-80
02/22/19	A	L, 75-60
01/25/19	H	W, 82-79 (OT)
03/03/18	N	L, 60-57
02/02/18	A	W, 73-66

## CURRENT ROSTER VS. STAC

Player	GP	PPG	RPG	Series High Pts
Fasoyiro	3	6.0	8.3	11, 02/27/21
Hind	3	0.0	0.3	-
Harris	6	7.2	3.7	19, 02/27/21
Salzberg	5	5.8	1.8	14, 02/28/21
Arnold	0	-	-	-
Hines	2	0.0	0.0	-
Johnson	0	3.0	0.3	5, 03/07/20
Osorio	0	-	-	-
Sischo	11	20.1	10.8	30, 12/15/19
Hemphill	0	-	-	-
Basden	5	0.0	0.0	-
Mason	3	16.0	5.7	19, 03/07/20


## ➤ INSIDE THE NUMBERS

	
14-1	<b>Overall Record</b> 9-5
9-1	<b>Conference Record</b> 7-2
8-1	<b>Home Record</b> 5-1
5-0	<b>Away Record</b> 3-4
1-0	<b>Neutral Record</b> 1-0
90.8	<b>Points/Game</b> 82.6
74.9	<b>Opponents Points/Game</b> 74.7
+15.9	<b>Scoring Margin</b> +7.9
.489	<b>FG%</b> .489
.448	<b>Opponents FG%</b> .448
.393	<b>3-Point FG%</b> .378
10.1	<b>3-Point FG/Game</b> 9.8
.361	<b>Opponents 3-Pt FG%</b> .334
.685	<b>Free Throw %</b> .726
10.9	<b>Free Throws/Game</b> 14.2
38.7	<b>Rebounds Per Game</b> 40.0
+3.3	<b>Rebound Margin</b> +8.4
18.2	<b>Assists/Game</b> 17.5
12.8	<b>Turnovers/Game</b> 15.2
1.4	<b>Assist/Turnover Ratio</b> 1.2
10.2	<b>Steals/Game</b> 5.4
1.9	<b>Blocks/Game</b> 2.4

Did you know that this is only the second time that two teams from the ECC (formerly the NYCAC) have met to decide the East Regional championship? It last occurred in 1999 vs. St. Rose avenged a loss in the conference tournament finals by defeating Adelphi. Tuesday's winner will become the ninth ECC team to advance to the Elite Eight.



## 2021 NCAA Division II Men's Basketball Championship



## ➤ 2021 EAST REGIONAL SCHEDULE

**Saturday, March 13**

Quarterfinal #1 - #5 Caldwell 65, #4 Dominican (N.Y.) 62

Quarterfinal #2 - #3 Bloomfield 71, #6 Nyack 58

**Sunday, March 14**

Semifinal #1 - #1 St. Thomas Aquinas 95, #5 Caldwell 72

Semifinal #2 - #2 Daemen 81, #3 Bloomfield 69

**Tuesday, March 16**

Regional Final (7:00 PM) - #1 St. Thomas Aquinas vs. #2 Daemen

## ➤ DAEMEN VS. EAST REGIONAL FIELD

Opponent	All-Time	This Season
St. Thomas Aquinas	7-18	1-2
Bloomfield	1-0	1-0
Dominican	4-2	0-0
Caldwell	4-0	0-0
Nyack	5-1	0-0

## ➤ DAEMEN HISTORY IN NCAA TOURNAMENT

**NCAA TOURNAMENT WIN-LOSS RECORDS**

OVERALL RECORD	1-1 (.500)
FIRST ROUND	0-1 (.000)
REGIONAL SEMIFINALS	1-0 (1.000)
REGIONAL FINALS	0-0 (.000)
AS #2 SEED	1-0 (1.000)
AS #5 SEED	0-1 (.000)
AS #8 SEED	0-0 (.000)
VS. HIGHER SEED	0-1 (.000)
VS. LOWER SEED	1-0 (1.000)
VS. #3 SEED	1-0 (1.000)
VS. #4 SEED	0-1 (.000)
AT MANCHESTER, N.H.	0-1 (.000)
AL ALBANY, N.Y.	1-0 (1.000)

**NCAA TOURNAMENT BY THE NUMBERS**

OVERALL APPEARANCES	3
CONSECUTIVE APPEARANCES	3 (2019-2021)
REGIONAL FINALS APPEARANCES	1 (2021)
REGIONAL SEMIFINALS APPEARANCES	1 (2021)

## DAEMEN MEN'S BASKETBALL AWARDED NCAA TOURNAMENT BID

*Wildcats are number two seed in East Region, receive bye into regional semifinals*

AMHERST, N.Y. - Daemen has earned its third straight berth in the National Collegiate Athletic Association (NCAA) Division II Men's Basketball Championship. The Wildcats have been awarded an at-large bid to the 2021 NCAA tournament which gets underway next weekend with regional tournaments across the country. The full 48-team NCAA tournament bracket was announced late this evening during a selection show broadcast on NCAA.com.

The tournament field is broken down into eight regions, consisting of six teams each. Daemen is the No. 2 seed in the East Regional, which will take place at the Albany Capital Center in Albany, N.Y. The College of Saint Rose will serve as the regional host.

The region's top two seeds both hail from the East Coast Conference. St. Thomas Aquinas, the ECC tournament champion, is the No. 1 seed in the region. STAC and Daemen will both receive first-round byes into the regional semifinals. The four remaining seeds are all members of the Central Athletic Collegiate Conference. Third-seeded Bloomfield will meet sixth-seeded Nyack in one of the quarterfinals, while the other quarterfinal will feature fourth-seeded Dominican (N.Y.) and fifth-seeded Caldwell.

The CACC did not have a conference championship tournament this year due to the COVID-19 pandemic. Bloomfield was declared the conference champion based on regular-season results. The East Region's other league, the Northeast-10 Conference, is not represented in the regional. Eleven of the NE-10's 14 schools opted not to play this season.

Daemen will face the Bloomfield/Nyack winner in the semifinals, while STAC will square off against the Dominican/Caldwell winner.

Quarterfinal games will take place Saturday, March 13. The regional semifinals will follow on Sunday, March 14, and the regional championship game is set for Tuesday, March 16. Game times and broadcast information for the East Region Championship will be announced later this week.

Daemen, which also earned at-large bids to the 2019 and 2020 NCAA tournaments, is back in the field after posting an 8-5 record so far this season. The Wildcats went 7-2 in ECC play and advanced to the championship game of the ECC tournament following a 78-72 victory over Roberts Wesleyan in Friday's semifinal round. Daemen's quest for a first-ever ECC tournament title came to an end following an 83-67 loss at top-seeded and nationally-ranked St. Thomas Aquinas earlier today.

The Wildcats made their first-ever appearance in the NCAA Division II Men's Basketball Championship in 2019 and suffered an opening round loss to New Haven. Daemen was scheduled to take on top-seeded Bridgeport in the opening round of last year's tournament, but the COVID-19 pandemic forced the cancellation of the tournament.

Bloomfield enters the tournament with a 6-3 record, including a 65-63 win over Nyack. If Bloomfield advances to the semifinals it will mark the first-ever meeting between Bloomfield and Daemen. Nyack stands at 4-4 on the year. Daemen and Nyack have met each of the last three seasons during the ECC-CACC Challenge hosted by the Wildcats. Daemen prevailed in each of those three meetings, including an 80-74 victory last year.

Winners of the eight regional tournaments will advance to the Elite Eight which is slated for March 24-27 at the Ford Center in Evansville, Indiana.



### PAST NCAA TOURNAMENT GAMES

<b>2019</b> (Mar. 16) #4 New Haven 72, #5 Daemen 67	1st Round	Manchester, N.H.
<b>2020</b> (Mar. 14) #1 Bridgeport vs. #8 Daemen CANCELLED (COVID-19)	1st Round	Bridgeport, Conn.
<b>2021</b> (Mar. 14) #2 Daemen 81, #3 Bloomfield 69	Regional Semifinal	Albany, N.Y.

## HOW SWEET IT IS! WILDCATS ADVANCE TO EAST REGIONAL FINAL

*Second-seeded Daemen dominates third-seeded Bloomfield in 81-69 win*

ALBANY, N.Y. - For the first time in program history, the Daemen men's basketball team will compete for an NCAA Division II regional championship. Daemen, the No. 2 seed in the East Region, dispatched of third-seeded Bloomfield 81-69 tonight at the Albany Capital Center. The win pushes the Wildcats into the "Sweet 16" of the NCAA Division II Men's Basketball Championship where they'll meet top-seeded St. Thomas Aquinas in the final round of the [East Regional](#) Tuesday.

It marked the first ever NCAA tournament victory for the Wildcats as they improve to 9-5 this season. Daemen has earned three consecutive NCAA tournament berths. The Wildcats made their NCAA tournament debut in 2019, falling in the opening round to fourth-seeded New Haven. Last season's tournament was called off due to the onset of the COVID-19 pandemic; the announcement was made as Daemen was en route to their opening round game in Bridgeport, Conn.

Bloomfield, which had advanced into tonight's regional semifinal with a 71-58 victory over sixth-seeded Nyack last evening, ended its season with a 7-4 record. Tonight's loss snapped a five-game winning streak for the Bears who were awarded an automatic bid to the tournament after finishing as the regular season champion from the Central Atlantic Collegiate Conference. The Bears were making their ninth NCAA tournament appearance in the 19-tenure of head coach Gerald Holmes.

### IMPACT PLAYERS

- All five Daemen starters reached double figures, led by redshirt senior center [Andrew Sischo](#) (Guilderland N.Y.) who scored a game-high 25 points on 11-of-15 shooting. It was a homecoming of sorts for the Daemen big man who grew up just over 10 miles away. He grabbed 10 boards to record his 11th double-double of the season, and equaled his season-high with three assists.
- Graduate student [Sean Fasoyiro](#) (Houston, Texas) scored 11 of his 14 points in the second half, and added seven rebounds and two steals.
- Senior guard [Kyle Harris](#) (Buffalo, N.Y.), sophomore guard [Ryan Salzberg](#) (Manlius, N.Y.) and freshman guards [Andrew Mason](#) (Webster, N.Y.) and [Justin Johnson](#) (Buffalo, N.Y.) accounted for eight of Daemen's nine three-pointers. Harris (12), Salzberg (10) and Mason (10) all hit double figures, while Johnson scored eight points off the bench, all in the first half.
- Bloomfield racked up 45 points off their bench, led by Izaiah Poole and Tony Godwin who scored 17 and 16, respectively. Rich Chapman chipped in with nine points.
- Isaiah Sparks was the lone Bloomfield starter to reach double digits, finishing with 13 points.

**First Half (Daemen 42, Bloomfield 29)** - Daemen led for more than 18 minutes in the opening stanza, taking advantage of a favorable matchup inside as Sischo scored 16 points on 8-of-11 shooting in the period. Johnson came off the bench to spark the Wildcats midway through the period, knocking down a pair of three-pointers and converting a steal into an easy layup during a 10-5 spurt. After going to the under-eight-minute media timeout leading 26-22, Daemen emerged with another 9-2 run and ultimately outscored the Bears 15-7 in the remainder of the period. Sischo scored six straight points to push the Wildcat lead to its widest margin at 41-26, before Daemen took a 13-point edge into the break.

**Second Half (Bloomfield 40, Daemen 39)** - Bloomfield started the half strong, scoring 15 points in less than five minutes to cut the Daemen lead to 51-44. Back-to-back buckets by Fasoyiro sparked Daemen's signature run of the game, a 14-0 spurt that put the Wildcats firmly in front. Fasoyiro netted seven points in the run which was capped by a corner three-pointer from Mason that extended Daemen's lead to 65-44 with 12:06 to play. The Wildcats stayed comfortably ahead for the duration. The lead reached 26 points (76-50) on Harris' three-pointer at the 7:07 mark. Bloomfield closed the game with an 13-3 run spanning the final 3:59.

### INSIDE THE BOX SCORE

- Daemen was firing on all cylinders offensively throughout much of the contest, shooting 29-for-55 from the field (52.7%), 9-for-21 from three-point range (42.9%) and 14-for-18 at the charity stripe (77.8%). It's the third time this season the Wildcats have shot at least 50% from the field, 40% from downtown and 75% from the free throw line in the same game.
- Playing their second game in as many nights, Bloomfield did not find sustained success at the offensive end. The Bears shot just 38% overall (27-for-71) and 25% from behind the three-point arc (7-for-28).
- Daemen collected 38 rebounds to Bloomfield's 33. Despite having only one starter taller than 6-foot-3, the Wildcats entered the game ranked ninth nationally with a +8.6 average rebounding margin.

### GAME NOTES

- Tonight's game featured two of the top coaches in the East Region. With 395 wins in 24 seasons, Daemen's [Mike MacDonald](#) ranks sixth among active East Region coaches for career wins. Bloomfield's Gerald Holmes ranks ninth with 344.
- It marked the first ever meeting between Daemen and Bloomfield. Daemen has now won 14 consecutive games against CACC opponents. Since joining the ECC in 2013-14, Daemen is 18-3 against CACC teams.
- Sischo entered the game ranked third in scoring and first in rebounding among the Division II national leaders. He's averaging 26.8 points and 12.8 rebounds per game, and has now scored 20 points or more in 12 of his 13 games this season and in 57 games during his career. Sischo has scored 10 or more points in 64 straight games.
- Already Daemen's all-time leading scorer Sischo has totaled 2,169 points and 1,072 rebounds. He trails ECC record-holder Justin Reyes (St. Thomas Aquinas) by 78 points for the all-time conference scoring record. He is 31 rebounds shy of Daemen's all-time mark held by Hall of Famer Alex Nwora, and tonight moved into a tie with St. Rose's Garth Joseph for third place on the ECC's all-time rebounding list.
- Mason has scored in double figures in nine straight games, averaging 15.7 points in that span. For the season, the rookie guard is producing 13.4 points, 6.7 rebounds and 3.5 assists per contest while shooting 55% overall and 47% from three-point territory.
- Daemen has won seven of their last nine games. Their only two losses in that span are to Tuesday's opponent, St. Thomas Aquinas.
- Daemen and STAC split two regular season meetings in late February - the fifth time that's happened in the last six seasons. STAC drew last blood with an 83-67 victory in the final round of the ECC Championship last weekend. The Wildcats and Spartans have met 17 times since the start of the 2014-15 season, including five conference tournament matchups.
- Daemen is coming off back-to-back 24-win seasons that resulted in NCAA tournament berths. Daemen's 89 wins from 2016-17 through 2019-20 represents the most successful four-year span in program history. The Wildcats were hit hard by graduation, losing four of their five starters, all of whom were 1,000-point scorers.

### NEXT JUMP BALL

Daemen and St. Thomas Aquinas meet for the fourth time this season, tipping off Tuesday's (March 16) regional championship game at 7 p.m. from the Albany Capital Center. The winner of Tuesday's game advances to the NCAA Division II Men's Basketball Elite Eight which is set for March 24-27 at the Ford Center in Evansville, Ind.



Official Basketball Box Score - Final  
**Bloomfield at Daemen**  
 03/14/21 Albany Capital Center, Albany, N.Y.  
 2020-21 Men's Basketball

Game Time: 8:45 PM  
 Game Duration: 1:34

Officials: Josh Burton, Byron Taylor, Jason Bradwell

Bloomfield - 69

Record: 7-4

NO.	Name	Min	FG	3P	FT	Rebounds	Fouls	TP	AS	TO	ST	Blocks	+/-
			M-A	M-A	M-A	OR DR TOT	PF FD					BS BA	
20	Jahaud Lowber	F 07:24	1-4	0-0	0-0	1 0 1	1 0	2	0	1	1	0 0	-6
22	Ben Basten	F 13:55	2-4	0-1	1-1	1 1 2	1 1	5	2	2	1	0 0	3
1	Tariq McKenith	G 31:36	0-4	0-0	0-0	2 1 3	1 2	0	2	1	5	0 0	-9
2	Andres Fulgencio	G 19:56	2-8	0-4	0-0	2 2 4	3 0	4	1	1	2	0 0	-14
15	Isaiah Sparks	G 37:26	6-18	1-6	0-0	2 5 7	2 0	13	2	3	1	1 0	-8
3	Izaiah Poole	25:23	6-10	2-6	3-4	1 3 4	4 4	17	0	3	3	0 0	-2
24	Rich Chapman	26:05	3-13	2-8	1-2	1 1 2	4 3	9	0	3	1	1 1	-15
11	Tony Godwin	27:13	6-8	1-2	3-5	2 2 4	2 3	16	3	0	1	0 0	2
12	Corey Thelisme	08:50	1-2	1-1	0-0	0 2 2	1 0	3	0	0	0	0 0	-9
10	Jeremiah Alexander	01:06	0-0	0-0	0-0	0 0 0	0 0	0	0	0	0	0 0	-1
21	Anthony Petit-Clair	01:06	0-0	0-0	0-0	0 0 0	0 0	0	0	0	0	0 0	-1
Team						2 2 4		0		0			
<b>Totals</b>			27-71	7-28	8-12	14 19 33	19 13	69	10	14	15	2 1	-12

Technical Fouls::NONE

Shooting By Period			
1 <sup>st</sup> FG%	11-34	32.4%	
3PT%	4-15	26.7%	
FT%	3-4	75%	
2 <sup>nd</sup> FG%	16-37	43.2%	
3PT%	3-13	23.1%	
FT%	5-8	62.5%	
GM FG%	27-71	38.0%	
3PT%	7-28	25.0%	
FT%	8-12	66.7%	

Dead Ball Rebounds: 3, 0

Daemen - 81

Record: 9-5

NO.	Name	Min	FG	3P	FT	Rebounds	Fouls	TP	AS	TO	ST	Blocks	+/-
			M-A	M-A	M-A	OR DR TOT	PF FD					BS BA	
22	Andrew Sischo	C 35:09	11-15	0-0	3-4	3 7 10	2 4	25	3	4	0	1 0	15
2	Sean Fasoyiro	G 33:44	4-10	1-3	5-6	1 6 7	0 5	14	1	2	2	0 0	12
4	Kyle Harris	G 36:35	4-10	2-6	2-2	1 5 6	1 3	12	4	3	1	0 0	9
5	Ryan Salzberg	G 34:14	4-8	2-4	0-0	1 5 6	1 1	10	2	3	1	0 1	17
30	Andrew Mason	G 35:47	3-7	2-6	2-2	0 4 4	3 3	10	6	5	0	0 0	17
20	Juston Johnson	14:05	3-5	2-2	0-0	0 2 2	3 0	8	1	2	1	0 1	0
3	Tyler Hind	04:13	0-0	0-0	1-2	0 0 0	2 2	1	0	0	0	0 0	-5
24	Ziv Basden	04:51	0-0	0-0	1-2	0 1 1	1 1	1	0	0	0	0 0	-3
14	Da'Shawn Hines	00:41	0-0	0-0	0-0	0 0 0	0 0	0	0	0	0	0 0	-1
21	Sayeed Osorio	00:41	0-0	0-0	0-0	0 0 0	0 0	0	0	0	0	0 0	-1
Team						1 1 2		0		0			
<b>Totals</b>			29-55	9-21	14-18	7 31 38	13 19	81	17	19	5	1 2	12

Technical Fouls::NONE

Shooting By Period			
1 <sup>st</sup> FG%	17-31	54.8%	
3PT%	5-12	41.7%	
FT%	3-4	75%	
2 <sup>nd</sup> FG%	12-24	50.0%	
3PT%	4-9	44.4%	
FT%	11-14	78.6%	
GM FG%	29-55	52.7%	
3PT%	9-21	42.9%	
FT%	14-18	77.8%	

Dead Ball Rebounds: 4, 0

	BCB	DCW
Biggest lead	0 (1 <sup>st</sup> 20:00)	26 (2 <sup>nd</sup> 7:07)
Best Scoring Run	11 (2 <sup>nd</sup> 1:16)	14 (2 <sup>nd</sup> 12:06)
Lead Changes	0	
Times Tied	1	
Time with Lead	00:00	38:38

Points from	BCB	DCW
Turnovers	25	12
Paint	40	38
Second Chance	10	5
Fast Breaks	12	23
Bench	45	10

Period by Period Scoring			
	1st	2nd	TOT
BCB	29	40	69
DCW	42	39	81



➤ **DAEMEN HISTORY IN THE ECC**

Season	Preseason Poll	ECC Record	ECC Finish	Postseason
2013-14	7th / 11	17-3	1st / 11	N/A
2014-15	3rd / 11	13-7	3rd / 11	N/A
2015-16	4th / 11	14-6	2nd / 11	Finals
2016-17	5th / 10	12-6	T-3rd / 10	Semifinals
2017-18	T-2nd / 10	15-3	T-2nd / 10	Semifinals
2018-19	2nd / 10	16-2	1st / 10	Semifinals
2019-20	1st / 9	12-4	3rd / 9	Semifinals
2020-21	2nd / 6	5-1	-	-

**Daemen All-Time ECC Record:** 105-32 (.766)  
[Home: 59-10 (.855) | Away: 46-22 (.676)]

**CURRENT ECC TEAMS  
SINCE 2013-14 SEASON**

Team	Overall Record	ECC Record
St. Thomas Aquinas	181-56	112-28
<b>DAEMEN</b>	<b>159-62</b>	<b>106-33</b>
Bridgeport	141-67	97-32
Staten Island	130-65	-
Molloy	105-112	74-64
Roberts Wes.	79-129	48-92
Dist. Columbia	69-124	49-81
Queens	63-122	54-76
Mercy	50-144	31-106
D'Youville	49-140	0-8

➤ **AWARDS & HONORS (CURRENT ROSTER)****2020-21 SEASON**

Andrew Sischo	Preseason All-American (Basketball Times) ECC Preseason Player of the Year ECC Player of the Week (Feb. 1, Feb. 22, Mar. 1) ECC Player of the Year All-ECC 1st Team ECC Championship All-Tournament Team
Sean Fasoyiro	ECC Defensive Player of the Week (Feb. 22) All-ECC 1st Team
Kyle Harris	All ECC-2nd Team
Andrew Mason	ECC Rookie of the Week (Feb. 1, Feb. 22) ECC Championship All-Tournament Team
<b>CAREER</b>	
Andrew Sischo	(3x) ECC Preseason Player of the Year (4x) All-ECC (3x) ECC Player of the Year ECC Rookie of the Year (2x) D2CCA All-East Region (2x) D2CCA East Region Player of the Year (2x) NABC All-District (2x) D2CCA All-American NABC All-American CoSIDA Academic All-District CoSIDA Academic All-American (2x) NABC Honors Court (14x) ECC Player of the Week (3x) ECC Defensive Player of the Week (8x) ECC Rookie of the Week (2x) USBWA Division II National Player of the Week Bevo Francis Award Finalist
Sean Fasoyiro	(2x) NABC Honors Court ECC Defensive Player of the Week All-ECC
Ryan Bradley	ECC Rookie of the Week
Chris Luke	NABC Honors Court
Andrew Mason	(2x) ECC Rookie of the Week
Kyle Harris	All-ECC

➤ **EAST COAST CONFERENCE PRESEASON POLL**

	Pts.	2019-20 Record Overall / ECC
1. St. Thomas Aquina	35	25-5 / 13-3
<b>2. DAEMEN</b>	<b>31</b>	<b>24-8 / 12-4</b>
3. Molloy	20	12-17 / 7-9
4. Roberts Wesleyan	19	7-20 / 4-12
5. Mercy	14	5-21 / 3-13
6. D'Youville	7	5-20 / -

➤ **2020-21 EAST COAST CONFERENCE STANDINGS**

	CONFERENCE		OVERALL		STREAK
	W-L	PCT.	W-L	PCT.	
St. Thomas Aq.	9-1	.900	14-1	.933	W4
<b>DAEMEN</b>	<b>7-2</b>	<b>.778</b>	<b>9-5</b>	<b>.643</b>	<b>W1</b>
Rob. Wesleyan	6-4	.600	8-7	.533	L1
Mercy	2-5	.286	2-5	.286	W1
Molloy	2-6	.250	3-8	.273	L3
D'Youville	0-8	.000	2-12	.143	L1

\* Bridgeport, District of Columbia, Queens and Staten Island have all opted out of the 2020-21 season due to COVID-19

➤ **STATISTICAL RANKINGS**

Stat	Value	ECC Rank	Nat'l Rank *
Pts/Game	82.6	2	21
Opp. Pts/Game	74.7	1	-
FG%	.489	1	26
Opp. FG%	.448	2	-
3-PT%	.378	2	50
Opp. 3-PT%	.334	1	82
3PT/Game	9.8	2	26
FT%	.726	2	98
FT/Game	14.2	1	-
Off. Reb/Game	11.1	3	47
Def. Reb/Game	28.9	1	11
Reb/Game	40.0	1	16
Reb Margin	+8.4	1	9
Ast/Game	17.5	2	11
TO/Game	15.2	3	-
Stl/Game	5.4	6	-
Blk/Game	2.4	5	-

\* national rankings are entering NCAA tournament



➤ **DAEMEN HISTORY IN ECC CHAMPIONSHIPS**

<b>2016</b> (Mar. 5) #2 Daemen 103, #6 Mercy 102 (Mar. 6) #1 St. Thomas Aquinas 80, #2 Daemen 63	Semifinals Finals	Washington, D.C. Washington, D.C.
<b>2017</b> (Mar. 1) #4 Daemen 73, #5 Dist. Columbia 71 (Mar. 4) #1 St. Thomas Aquinas 85, #4 Daemen 66	1st Round Semifinals	Amherst, N.Y. Bridgeport, Conn.
<b>2018</b> (Feb. 28) #3 Daemen 75, #6 Roberts Wesleyan 69 (Mar. 3) #2 St. Thomas Aquinas 60, #3 Daemen 57	1st Round Semifinals	Amherst, N.Y. Rochester, N.Y.
<b>2019</b> (Mar. 9) #4 Bridgeport 79, #1 Daemen 77	Semifinals	Bridgeport, Conn.
<b>2020</b> (Mar. 4) #3 Daemen 90, #6 Queens 76 (Mar. 7) #2 St. Thomas Aquinas 91, #3 Daemen 78	1st Round Semifinals	Amherst, N.Y. Washington, D.C.
<b>2021</b> (Mar. 5) #2 Daemen 78, #3 Roberts Wesleyan 72 (Mar. 7) #1 St. Thomas Aquinas 83, #2 Daemen 67	Semifinals Finals	Amherst, N.Y. Sparkill, N.Y.


**ECC CHAMPIONSHIPS WIN-LOSS RECORDS**

OVERALL RECORD	5-6 (.556)
FIRST ROUND	3-0 (1.000)
SEMIFINALS	2-4 (.333)
FINAL	0-2 (.000)
AS #1 SEED	0-1 (.000)
AS #2 SEED	2-2 (.500)
AS #3 SEED	2-2 (.500)
AS #4 SEED	1-1 (.500)
VS. HIGHER SEED	0-5 (.000)
VS. LOWER SEED	5-1 (.833)
VS. #1 SEED	0-3 (.000)
VS. #2 SEED	0-2 (.000)
VS. #3 SEED	1-0 (1.000)
VS. #4 SEED	0-1 (.000)
VS. #5 SEED	1-0 (1.000)
VS. #6 SEED	3-0 (1.000)
HOME	4-0 (1.000)
AWAY	0-2 (.000)
NEUTRAL SITE	1-4 (.200)
AT WASHINGTON, D.C.	1-2 (.333)
AT BRIDGEPORT, CONN.	0-2 (.000)
AT ROCHESTER, N.Y.	0-1 (.000)
AT SPARKILL, N.Y.	0-1 (.000)

**ECC CHAMPIONSHIPS BY THE NUMBERS**

OVERALL APPEARANCES	6
CONSECUTIVE APPEARANCES	6 (2016-21)
FINAL APPEARANCES	2 (2016, 2021)
SEMIFINAL APPEARANCES	6 (2016, 2017, 2018, 2019, 2020, 2021)

➤ **HISTORICAL ALL-ECC, MAJOR AWARDS & ECC CHAMPIONSHIP ALL-TOURNAMENT SELECTIONS**

<b>2013-14</b> Gerald Beverly Casey Sheehan	ECC Defensive Player of the Year All-ECC 1st Team All-ECC 1st Team	<b>2017-18</b> Andrew Sischo Breon Harris	ECC Rookie of the Year All-ECC 1st Team All-ECC 3rd Team ECC All-Tournament Team
<b>2014-15</b> Gerald Beverly Torrence Dyck	ECC Defensive Player of the Year All-ECC 1st Team All-ECC 1st Team	Jeff Redband Jay Sarkis	All-ECC 3rd Team All-ECC 3rd Team
<b>2015-16</b> Torrence Dyck Arif Mehmetaj Ryan Grandits	All-ECC 1st Team ECC All-Tournament Team All-ECC 2nd Team ECC All-Tournament Team	<b>2018-19</b> Andrew Sischo Deion Hamilton Breon Harris	ECC Player of the Year All-ECC 1st Team All-ECC 2nd Team All-ECC 3rd Team ECC All-Tournament Team
<b>2016-17</b> Arif Mehmetaj Supreme Hannah	All-ECC 2nd Team ECC All-Tournament Team All-ECC 3rd Team	<b>2019-20</b> Andrew Sischo Breon Harris Jeff Redband Joey Wallace	ECC Player of the Year All-ECC 1st Team ECC All-Tournament Team All-ECC 2nd Team All-ECC 3rd Team All-ECC 3rd Team
		<b>2020-21</b> Andrew Sischo Sean Fasoyiro Kyle Harris Andrew Mason	ECC Player of the Year All-ECC 1st Team ECC All-Tournament Team All-ECC 1st Team All-ECC 2nd Team ECC All-Tournament Team

**THE MACDONALD FILE****Daemen College**

Head Coach (2014-Present)

**Medaille College**

Head Coach (2006-14)

**Canisius College**

Head Coach (1997-06)

**Canisius College**

Assistant Coach (1988-97)

**MACDONALD YEAR-BY-YEAR**

1997-98	13-14, 9-9 MAAC
1998-99	15-12, 11-7 MAAC
1999-00	10-20, 8-10 MAAC
2000-01	20-11, 9-9 MAAC
2001-02	10-20, 5-13 MAAC
2002-03	10-18, 6-12 MAAC
2003-04	10-20, 5-13 MAAC
2004-05	11-18, 8-10 MAAC
2005-06	9-20, 6-12 MAAC
2006-07	11-14, 7-11 AMCC
2007-08	15-13, 9-9 AMCC
2008-09	21-7, 14-4 AMCC
2009-10	24-5, 16-4 AMCC
2010-11	21-8, 15-3 AMCC
2011-12	25-3, 17-1 AMCC
2012-13	18-11, 13-5 AMCC
2013-14	14-12, 13-5 AMCC
2014-15	21-10, 13-7 ECC
2015-16	19-10, 14-6 ECC
2016-17	19-9, 12-6 ECC
2017-18	22-8, 15-3 ECC
2018-19	24-6, 16-2 ECC
2019-20	24-8, 12-4 ECC
2020-21	9-5, 7-2 ECC

**OVERALL RECORD  
(23 SEASONS)** **395-282 (.583)**

**CANISIUS RECORD  
(9 SEASONS)** **108-153 (.414)**

**MEDAILLE RECORD  
(8 SEASONS)** **149-73 (.671)**

**DAEMEN RECORD  
(7 SEASONS)** **138-56 (.711)**

**MIKE MACDONALD****HEAD COACH • SEVENTH SEASON • ST. BONAVENTURE, '88**

A fixture in the college basketball coaching fraternity, Mike MacDonald has been roaming sidelines, mentoring players and giving the occasional earful to referees for the last 32 years, all within Western New York. With previous stops at Canisius College and Medaille College, MacDonald has worked across all three NCAA divisions, racking up nearly 400 victories in 23 seasons as a head coach. His coaching success aside, MacDonald's personable nature and his willingness to give back to the local community have made him one of the most highly thought of people in the WNY sports community.

The 2020-21 season marks MacDonald's seventh at Daemen. Since being introduced as the sixth head coach in the modern history of the program, MacDonald has guided the Wildcats to a 129-51 overall record, an East Coast Conference (ECC) regular season championship and two NCAA tournament berths. Daemen ranks second for total wins among New York State's Division II programs since MacDonald came to Main Street.

The veteran bench boss has presided over Daemen's emergence as a power within the NCAA Division II East Region, a period that's been one of the most successful in program history. The team's 89 wins from the start of the 2016-17 season through the 2019-20 campaign is tied for the most in any four-year stretch dating back to the 1986-87 season. More than half of those wins have come in the last two seasons as MacDonald has led Daemen to back-to-back 24-win campaigns, setting the benchmark for victories during the program's NCAA Division II era. Since the start of the 2018-19 season, the Wildcats have spent a combined 29 weeks ranked in top-25 national polls conducted by the National Association of Basketball Coaches (NABC) and Division II Sports Information Directors of America (D2SIDA), rising as high as No. 8 in both. Daemen has also been ranked in 29 successive D2SIDA regional polls dating back to January of 2018.

The positive momentum has led to numerous opportunities not otherwise afforded to teams from similar institutions, with MacDonald playing a central role. In recent years, MacDonald has taken teams to play exhibition contests against Division I opponents such as Buffalo, Siena and Syracuse. The Wildcats were invited participants at the prestigious Small College Basketball National Hall of Fame Classic to start the 2019-20 season. Daemen also played their first-ever game at Downtown Buffalo's KeyBank Center on November 23, 2019, defeating Wilmington (Del.) in a thriller, 83-81. It was MacDonald's 18th win in the building - the most of any basketball coach in the venue's 24-year history.

After leading Daemen to the ECC regular season title with a 16-2 mark in conference play in 2018-19, MacDonald steered the team into the NCAA tournament for the first time as the Wildcats were awarded an at-large bid as the No. 5 seed in the East Region. Daemen made their NCAA tournament debut on March 16, 2019, falling to fourth-seeded New Haven in an opening round contest played in Manchester, N.H.

Buoyed by All-American Andrew Sischo, the Wildcats were set to return to the NCAA tournament in 2020, again garnering at-large consideration, this time as the No. 8 seed in the East Region. However, the COVID-19 pandemic caused the unprecedented cancellation of NCAA championships before the tournament got underway.

Milestones and accolades have poured in throughout MacDonald's tenure with the Wildcats. His 350th career win came in dramatic fashion on January 18, 2019 as junior guard Breon Harris scored five points in the final 21 seconds to lift the Wildcats past Mercy, 75-74. His 100th win at Daemen came just three weeks later, placing MacDonald among an elite fraternity of coaches who have achieved at least 100 wins while coaching in each of the NCAA's three divisions. That achievement propelled him to HoopDirt.com Division II Coach of the Week honors. MacDonald has also been recognized as a two-time Division II Coach of the Year from the Basketball Coaches Association of New York (BCANY), as well as receiving ECC and NABC District Coach of the Year (both for the 2018-19 season).

MacDonald's tenure got started with a bang. In his return to Canisius' Koessler Athletic Center on November 11, 2014, he led the Wildcats to an 83-81 overtime win against the Division I Golden Griffins, a program he led for nine seasons. His official Daemen debut came just days later as his Wildcats walloped Concordia (N.Y.), 88-50, in the opening round of the ECC-CACC Challenge. It served as a precursor to future success as the Wildcats have posted an 11-1 mark in the ECC-CACC Challenge with MacDonald at the helm.

Later that season, MacDonald helped the Wildcats achieve postseason success despite the loss of two starters to season-ending injuries. With Daemen still ineligible for ECC and NCAA Division II postseason, Daemen elected to partake in the United States Collegiate Athletic Association (USCAA)

Division I National Championships in Uniontown, Pa., entering the tournament as the No. 1 overall seed. While there, MacDonald guided Daemen to wins over No. 8 Indiana-South Bend (69-63), No. 4 Concordia (Ala.) (68-63) and No. 3 Rochester (Mich.) (77-53) to capture the program's first USCAA national title, riding USCAA Division I Player of the Year and National Championships MVP Gerald Beverly to the tourney crown.

In the 2015-16 season - Daemen's first as a full-fledged NCAA Division II member - MacDonald's squad hit their stride after the calendar turned to January, scoring 15 wins in the final 19 games of the regular season. Included in the string was a miraculous 98-96 win over rival Roberts Wesleyan as the Wildcats erased a 22-point deficit over the final six minutes of the contest. After finishing with a 14-6 record in conference play, the Wildcats made their ECC tournament debut with a 103-102 overtime win over Mercy in the semifinals.

Daemen has finished third or better in the ECC standings in each of MacDonald's first six seasons. They've qualified for the conference tournament in each of the five years they've been eligible, advancing to at least the semifinals every season and to the finals in 2016. MacDonald has also played a direct role in mentoring 10 players who account for 18 all-conference selections.

Home court success has been a large part of the program's success through the years, including the MacDonald Era. The Wildcats won their first nine home games under MacDonald, extending the program's Lumsden Gymnasium winning streak to 44 straight games before it was snapped. The Wildcats have posted a 76-14 record in home games under MacDonald's guidance. They've set a new program benchmark for home wins in a season, posting identical 15-1 home records during the 2018-19 and 2019-20 seasons.

Before arriving at Daemen, MacDonald spent eight years (2006-14) leading the NCAA Division III program at Medaille where he transformed the Mavericks into a regional contender. Inheriting a program that went 4-46 in the two years prior to his arrival, MacDonald's version of the Mavericks averaged 18 wins per season, while advancing to the postseason six times.

Medaille's emergence as a Division III power in the Northeast was cemented in MacDonald's final five seasons there, as he led the Mavericks to more wins (101) than any other Division III team in New York State, while ranking 17th nationally in wins during the same time frame. MacDonald was named the Allegheny Mountain Collegiate Conference Coach of the Year on four occasions (2006-07, 2008-09, 2009-10, 2011-12). He left as the school's all-time leader in wins (149) and winning percentage (.671).

Prior to his time at Medaille, MacDonald spent 18 years at Canisius, including a nine-year stint (1997-2006) as head coach. In that time, MacDonald guided the Golden Griffins to 108 wins which ranks him third in program history for coaching victories. While there, he was one of only five coaches in that program's storied history to orchestrate a 20-win season and was named the 2000-01 BCANY Division I Co-Coach of the Year.

Before being elevated to the head coaching post at Canisius, MacDonald worked as an assistant on the Griffs' coaching staff, first under Marty Marbach and later under John Beilein. As Beilein's top assistant, MacDonald helped Canisius reach the 1996 NCAA tournament in addition to two National Invitational Tournament appearances.

In addition to his coaching accomplishments, MacDonald brings a strong connection to the local community. His teams have been active with a number of community organizations in the greater Buffalo community and beyond, including the Boys and Girls Clubs of Buffalo, Blessed Sacrament Athletic Club and Coaches vs. Cancer. In August of 2020, MacDonald received the Jim Satalin Inspiration Award from the American Cancer Society of Western New York in recognition of his dedication and work on behalf of the Coaches vs. Cancer program.

MacDonald and several of his players have also worked with the Drug Enforcement Administration and Mayor Byron Brown's office on Game Changers, a nationally awarded program that provides academic and athletic opportunities for inner-city youths during the summer months.

A 1988 graduate of Saint Bonaventure University, MacDonald additionally serves Daemen as the senior associate athletics director for external relations. He resides in Amherst with his wife, Maura (nee Heary). The couple has raised four children - Matthew, Patrick, Nicholas and Mark. Matthew served as team captain during his collegiate career at the University of Pennsylvania and is now a player development assistant with the Brooklyn Nets. Patrick was a Division III All-American while playing at the State University of New York Maritime College, and is now enlisted in the United States Navy. Nicholas is a sophomore on the basketball team at Niagara University, and Mark is a freshman attending Canisius High School.





### ➤ MACDONALD RECORD BY OPPONENT

Bloomfield	1-0 (.1000)
Bridgeport	5-8 (.385)
Caldwell	2-0 (1.000)
Concordia (Ala.)	1-0 (1.000)
Concordia (N.Y.)	1-0 (1.000)
Dallas Baptist	1-0 (1.000)
District of Columbia	11-2 (.846)
Dominican (N.Y.)	3-0 (1.000)
Dowling	4-0 (1.000)
D'Youville	3-0 (1.000)
Edinboro	3-0 (1.000)
Felician	3-0 (1.000)
Gannon	0-2 (.000)
Holy Family	0-2 (.000)
Indianapolis	0-1 (.000)
Indiana-South Bend	1-0 (.000)
Lake Erie	1-1 (.500)
Le Moyne	1-0 (1.000)
LIU Post	7-3 (.700)
Mercy	14-0 (1.000)
Mercyhurst	1-4 (.200)
Missouri Western St.	1-0 (1.000)
Molloy	8-4 (.667)
Nyack	3-0 (1.000)
New Haven	0-1 (.000)
New York Tech	9-3 (.750)
Northwest Missouri St.	0-1 (.000)
Post	1-0 (1.000)
Queens (N.Y.)	10-2 (.833)
Roberts Wesleyan	16-1 (.941)
Rochester (Mich.)	1-0 (1.000)
Saint Anselm	1-1 (.500)
Saint Edward's	1-1 (.500)
Saint Michael's	3-1 (.750)
Saint Rose	3-1 (.750)
Saint Thomas (Fla.)	1-0 (1.000)
Saint Thomas Aquinas	5-14 (.263)
Salem (W.Va.)	2-0 (1.000)
Slippery Rock	2-2 (.500)
Stonehill	0-1 (.000)
U. Sciences	1-0 (1.000)
Washington Adventist	1-0 (1.000)
West Liberty	1-0 (1.000)
Wilmington (Del.)	3-0 (1.000)



### ➤ MACDONALD RECORD BY CONFERENCE

Central Atlantic	17-2 (.895)
Chicagoland	1-0 (1.000)
East Coast	91-32 (.740)
Great Lakes Valley	0-1 (.000)
Great Midwest	1-1 (.500)
Lone Star	2-1 (.667)
Mid-America	1-1 (.500)
Mountain East	1-0 (1.000)
Northeast-10	8-5 (.615)
Pennsylvania State	6-8 (.429)
The Sun	1-0 (1.000)

### ➤ MACDONALD RECORD BY REGION

Atlantic	9-8 (.529)
Central	1-1 (.500)
East	113-38 (.748)
Midwest	1-2 (.333)
South Central	2-1 (.667)

### ➤ MACDONALD RECORD BY NON-NCAA OPPONENT

NAIA	4-0 (1.000)
USCAA	4-0 (1.000)

### ➤ MACDONALD RECORD IN POSTSEASON

Overall	9-7 (.563)
USCAA Tournament	3-0 (1.000)
NCAA Tournament	1-1 (.500)
ECC Tournament	5-6 (.556)

### ➤ MACDONALD RECORD BY GAME SPLITS

Home	81-15 (.844)
Away	48-34 (.585)
Neutral	9-7 (.563)



### ➤ MACDONALD MILESTONE WINS

#### OVERALL

1	vs. Texas Southern, 11/22/97 (80-69)
100	vs. Siena, 12/11/05 (67-50)
200	vs. Pitt-Bradford, 2/22/11 (97-85)
300	vs. St. Edward's, 11/19/16 (74-64)

#### AT DAEMEN

1	vs. Concordia (NY), 11/14/14 (85-50)
100	vs. Queens (NY), 2/10/19 (89-63)

### ➤ DID YOU KNOW?

Did you know that Mike MacDonald is among an elite fraternity of coaches to have amassed at least 100 coaching victories in all three NCAA Divisions? MacDonald has recorded 108 wins at the Division I level (Canisius), 129 wins at the Division II level (Daemen) and 149 wins at the Division III level (Medaille).

Did you know that Mike MacDonald is the all-time leader in coaching victories at KeyBank Center in Downtown Buffalo? Daemen's 83-81 victory over Wilmington (Del.) on Nov. 23, 2019 improved MacDonald's record at the downtown venue to 18-11. He has previously recorded 17 wins in the building as the head coach at Canisius from 1997-2006, and it was his first victory there since March 4, 2005.



## ➤ SEASON &amp; CAREER TOTALS

	2020-21	CAREER*
<b>10+ POINT GAMES</b>		
Z. BASDEN	-	1
T. BOOK	-	2
S. FASOYIRO	10	10
K. HARRIS	8	13
A. MASON	10	10
R. SALZBERG	7	8
A. SISCHO	13	96
T. HOLT	-	1
<b>20+ POINT GAMES</b>		
S. FASOYIRO	2	2
K. HARRIS	2	2
A. MASON	1	1
A. SISCHO	12	57
<b>30+ POINT GAMES</b>		
S. FASOYIRO	1	1
A. SISCHO	4	15
<b>40+ POINT GAMES</b>		
A. SISCHO	1	2
<b>10+ REB GAMES</b>		
S. FASOYIRO	4	4
A. MASON	2	2
A. SISCHO	11	58
<b>5+ ASSIST GAMES</b>		
S. FASOYIRO	6	6
K. HARRIS	2	3
A. MASON	3	3
R. SALZBERG	1	1
A. SISCHO	-	1
<b>10+ ASSIST GAMES</b>		
<b>5+ BLOCK GAMES</b>		
A. SISCHO	-	1
<b>5+ STEAL GAMES</b>		
<b>DOUBLE-DOUBLES</b>		
S. FASOYIRO	2	2
A. MASON	2	2
A. SISCHO	11	58
<b>GAMES STARTED</b>		
S. FASOYIRO	14	14
J. JOHNSON	6	6
K. HARRIS	12	21
J. HEMPHILL	1	1
C. LUKE	-	2
A. MASON	14	14
R. SALZBERG	10	10
A. SISCHO	13	86

\*includes games played for Daemen only

## FASTBREAK POINTS CONTINUED...

5. Since the start of the 2013-14 season, STAC and Daemen rank first and second respectively in overall victories among all ECC teams. STAC's 181 wins in that span also rank first among all Division II teams in New York State, while Daemen's 159 wins ranks second. The two teams have also combined for nine NCAA tournament berths since 2016 (STAC 6, Daemen 3).

6. Redshirt senior center **Andrew Sischo** entered NCAA tournament play ranked third in scoring (27.0) and first in rebounding (13.0) among the Division II national leaders. Sischo is just the second player in ECC history to reach 2,000 points and 1,000 rebounds and was named the ECC Player of the Year for the third time. He has scored 20+ points in 12 of 13 games this season (57 games in his career) and has reached double figures in 64 straight games.

7. Freshman guard **Andrew Mason** has hit double figures in nine straight games, averaging 15.7 points in that span. He was named to the ECC Championship all-tournament team after scoring 19 points and shooting 5-for-5 from three-point range in Daemen's final-round loss to STAC. For the season, Mason is contributing 13.4 points, 6.7 rebounds and 3.5 assists per game while shooting 55% overall (4th in ECC) and 47% from three-point range (3rd in ECC).

8. Daemen head coach **Mike MacDonald** stands just five wins shy of 400 for his career which has spanned nearly a quarter century. MacDonald is among an elite fraternity of coaches that have achieved 100 victories as a head coach at the Division I, II and III levels. He ranks 37th among active Division II coaches in career victories (sixth among East Region coaches). STAC's **Tobin Anderson** has totaled 366 wins in 20 seasons to rank 42nd on the same list (eighth among East Region coaches).

9. STAC enters the game ranked in both Division II national polls: #11 in the NABC Division II coaches poll and #5 in the D2SIDA national media poll. Daemen is receiving votes in the latest D2SIDA poll. Daemen has defeated STAC while they've been nationally ranked in four of the last five seasons.

10. **Andrew Sischo** is averaging 27.0 points and 10.7 rebounds in the three games vs. STAC this season. STAC has been led in the games by the trio of **Grant Singleton** (18.0 ppg), **Demetre Roberts** (18.0 ppg) and **Osbel Caraballo** (17.3 ppg). Singleton was named the Most Outstanding Player of the ECC tournament after totaling 20 points in STAC's final round victory.

## ➤ TEAM STATISTICS

	ALL GAMES	HOME	AWAY	NEUTRAL	NON-CONFERENCE	CONFERENCE
<b>RECORD</b>	9-5	5-1	3-4	1-0	2-3	7-2
<b>SCORING</b>	1156	518	557	81	366	790
<b>POINTS/GAME</b>	82.6	86.3	79.6	81.0	73.2	87.8
<b>MARGIN/GAME</b>	+7.9	+17.6	-1.1	+12.0	-5.8	+15.5
<b>FG-ATT</b>	410-838	182-382	199-401	29-55	126-267	284-571
<b>FG %</b>	.489	.476	.496	.527	.472	.497
<b>3-PT FG-ATT</b>	137-362	60-167	68-174	9-21	38-103	99-259
<b>3-PT %</b>	.378	.359	.391	.429	.369	.382
<b>3-PT FG/GAME</b>	9.8	10.0	9.7	9.0	7.6	11.0
<b>FT-ATT</b>	199-274	94-134	91-122	14-18	76-110	123-164
<b>FT %</b>	.726	.701	.746	.778	.691	.750
<b>FT/GAME</b>	14.2	15.7	13.0	14.0	15.2	13.7
<b>REBOUNDS</b>	560	267	255	38	169	391
<b>REB/GAME</b>	40.0	44.5	36.4	38.0	33.8	43.4
<b>REB MARGIN</b>	+8.4	+12.7	+5.1	+5.0	+0.8	+12.5
<b>ASSISTS</b>	245	107	121	17	75	170
<b>ASSISTS/GAME</b>	17.5	17.8	17.3	17.0	15.0	18.9
<b>TURNOVERS</b>	213	70	124	19	78	135
<b>TO/GAME</b>	15.2	11.7	17.7	19.0	15.6	15.0
<b>AST/TO RATIO</b>	1.2	1.5	1.0	0.9	1.0	1.3
<b>STEALS</b>	76	28	43	5	23	53
<b>STL/GAME</b>	5.4	4.7	6.1	5.0	4.6	5.9
<b>BLOCKS</b>	33	18	14	1	9	24
<b>BLK/GAME</b>	2.4	3.0	2.0	1.0	1.8	2.7

**UNPRECEDENTED SEASON**

The ongoing COVID-19 pandemic has wreaked havoc upon collegiate sports with postponements, pauses and cancellations. Daemen, which experienced its own 10-day pause in team activities due to a positive COVID-19 test result, was out of action for 328 days before making their long-awaited season debut on Jan. 29 vs. Gannon. Daemen competed in 11 regular season games, including nine ECC contests. The limited schedule was comprised with the health and safety of all players, coaches and other Tier 1 personnel in mind, and in accordance with COVID-19 guidelines established by the NCAA.

**SUSTAINED SUCCESS**

The Daemen program has been built on sustained success, winning at least 19 games in each of the last nine seasons. In that span (2011-20), which encompasses the end of Daemen's NAIA Era, its' NCAA transition period and the first five seasons of full NCAA Division II membership, the Wildcats won 70% of their contests, going 176-75. Looking more recently, Daemen went 70-22 in the last three seasons (.761 winning percentage), and their 89 wins in the last four seasons is the most successful four-year span in program history.

**GOING STREAKING**

Daemen has embarked on four winning streaks of at least nine games since the start of the 2018-19 season. Last season, the Wildcats put together an 11-game winning streak, covering games played Nov. 2 through Dec. 13 - the longest of Daemen's NCAA Era.

**BACK-TO-BACK-TO-BACK**

Daemen has earned a third consecutive NCAA tournament berth this season. The Wildcats won 24 games (NCAA Era program record) and earned at-large bids to the NCAA tournament in each of the two seasons prior. The team's 2019 bid was the first in program history, and the Wildcats made their NCAA tournament debut as the No. 5 seed in the East Region, falling in the opening round to fourth-seeded New Haven, 72-

67. Daemen was awarded the No. 8 seed in the East Region, however the tournament was canceled before it even began due to the COVID-19 pandemic.

**POLL POSITION**

Daemen has been among the nationally ranked teams for the third straight season. The Wildcats have been ranked as high as No. 21 in the Division II Sports Information Directors of America (D2SIDA) national media poll and have also received votes in the National Association of Basketball Coaches (NABC) top-25 poll this season. The Wildcats have been ranked 18 times in the D2SIDA poll dating back to the 2018-19 season, rising as high as No. 8, a position they held for three successive weeks early last season. In addition, the Wildcats have been ranked in 34 of the last 35 D2SIDA East Region media polls.

**WALKING THE STAGE**

Daemen was hit hard by graduation in 2020, losing starters **Breon Harris**, **Jay Sarkis**, **Jeff Redband** and **Joey Wallace** who were each 1,000-point scorers as well as All-ECC honorees at one point or another. Harris, Sarkis and Redband were well entrenched in the Wildcats' lineup, combining for 330 games and 297 starts in their respective careers, and played key roles in leading Daemen to 89 wins.

**VETERAN PRESENCE**

Daemen will turn to graduate transfer **Sean Fasoyiro** and senior guard **Kyle Harris** to provide a veteran presence on a relatively young roster. A 6-foot-3 guard, Fasoyiro appeared in 81 games over the last three seasons for Franklin Pierce, helping them to a 45-38 record. In 28 games last season, including eight starts, Fasoyiro produced career-highs in scoring (7.8 ppg), minutes (21.8 mpg), field goal percentage (45.7), three-point percentage (37.5), rebounding (5.0 rpg) and assists (1.3). The Wildcats have had success in recent years on the transfer market, getting successful one-year contributors such as **Joey Wallace** and **Quinn Lee Yaw**. Now in his second season with the program, Harris is Daemen's most experienced returning player after

center **Andrew Sischo**. Harris appeared in all 32 games and made nine starts last season when he shot 38% from three-point range and averaged 4.4 points per game.

**ALL-WNY PEDIGREE**

**Mike MacDonald** and his staff made a sizable dent in the available WNY talent pool by inking 6-foot guard **Justin Johnson**, 6-foot-6 forward **Justin Hemphill** and 5-foot-11 guard **Tyler Hind** in the program's 2020 recruiting class. Johnson and Hemphill represent the first All-WNY first team selections to commit to Daemen out of high school since **Mark Coppola** in 2010. Hind, a second team All-WNY brings a stellar resume of his own, including 2,244 points which ranks eighth all-time among WNY players. He also set a new WNY record with 400 three-pointers in his career and was named the New York State Class C Player of the Year as a senior.

**585 → 716**

Daemen has had great success recruiting out of the Rochester area through the years. In fact, of the 11 Daemen players that have earned All-ECC honors since the 2013-14 season, eight of them have been products of Section V high schools. The Wildcats are hoping for continued production from the Rochester pipeline as freshmen guards **Andrew Mason** and **Tony Arnold** join the list of Section V standouts to choose Daemen. Both were All-Greater Rochester selections who graduated as the all-time leading scorers at their respective high schools. Arnold led the Eastridge, the same school that produced former Daemen guard **Supreme Hannah**, to their first sectional title in some 56 years last winter. Daemen has signed 11 All-Greater Rochester players since 2010.

**➤ SCORING BREAKDOWN (DAEMEN / OPPONENT)**

GAME	PTS IN PAINT	PTS OFF TOs	2ND CH. PTS	1ST HALF	2ND HALF	OT	FT	FB	START 5	BENCH
GANNON	28 / 36	10 / 15	10 / 9	45 / 29	28 / 47	-	14 / 7	6 / 16	56 / 53	17 / 23
at Gannon	36 / 30	14 / 13	7 / 8	40 / 43	27 / 52	-	18 / 12	6 / 6	56 / 56	11 / 39
at Roberts Wesleyan	48 / 58	10 / 24	22 / 15	42 / 28	51 / 58	-	25 / 16	10 / 16	81 / 56	12 / 30
D'YOUVILLE	46 / 24	9 / 9	22 / 2	47 / 40	55 / 37	-	21 / 12	20 / 0	79 / 45	23 / 32
at Roberts Wesleyan	38 / 46	7 / 18	10 / 8	36 / 35	39 / 45	-	5 / 13	4 / 8	56 / 69	19 / 11
at D'Youville	26 / 26	19 / 12	18 / 13	49 / 39	54 / 30	-	20 / 9	10 / 4	78 / 31	25 / 38
ROBERTS WESLEYAN	34 / 26	19 / 14	21 / 0	43 / 31	42 / 38	-	13 / 6	7 / 20	79 / 63	6 / 6
MERCY	32 / 28	22 / 7	9 / 18	44 / 27	38 / 24	-	8 / 2	18 / 0	74 / 30	8 / 21
D'YOUVILLE	52 / 34	18 / 5	17 / 13	51 / 32	47 / 35	-	17 / 10	13 / 2	82 / 43	16 / 24
at St. Thomas Aquinas	38 / 52	15 / 29	6 / 6	33 / 31	38 / 40	13 / 10	10 / 6	4 / 12	80 / 67	4 / 14
at St. Thomas Aquinas	34 / 40	3 / 19	10 / 2	34 / 30	34 / 41	-	4 / 4	0 / 8	68 / 61	0 / 10
ROBERTS WESLEYAN	26 / 40	12 / 23	11 / 11	34 / 32	44 / 40	-	21 / 11	7 / 10	74 / 54	4 / 18
at St. Thomas Aquinas	28 / 22	12 / 23	5 / 11	28 / 41	39 / 42	-	9 / 8	0 / 4	62 / 72	5 / 11
vs. Bloomfield	38 / 40	12 / 25	5 / 10	42 / 29	39 / 40	-	14 / 8	20 / 14	71 / 24	10 / 45

## ➤ WIN/LOSS BREAKDOWN

AT HOME	5-1
TRUE ROAD GAME	3-4
NEUTRAL SITE GAME	1-0
IN NOVEMBER	0-0
IN DECEMBER	0-0
IN JANUARY	0-2
IN FEBRUARY	7-2
IN MARCH	2-1
LEAD AT HALFTIME	9-3
TIED AT HALFTIME	0-0
TRAIL AT HALFTIME	0-2
SCORE LESS THAN 60 PTS	0-0
SCORE 60-69 PTS	0-3
SCORE 70-79 PTS	1-2
SCORE 80-89 PTS	4-0
SCORE 90-99 PTS	2-0
SCORE 100+ PTS	2-0
ALLOW LESS THAN 60 PTS	1-0
ALLOW 60-69 PTS	4-0
ALLOW 70-79 PTS	2-2
ALLOW 80-89 PTS	2-2
ALLOW 90-99 PTS	0-1
ALLOW 100+ PTS	0-0
+ REBOUND MARGIN	9-3
- REBOUND MARGIN	0-2
REBOUNDS ARE TIED	0-0
SHOOT 50% OR BETTER	5-3
SHOOT UNDER 50%	4-2
OPPONENT SHOOTS 50% +	0-2
OPPONENT SHOOTS > 50%	9-3
ON MONDAYS	2-0
ON TUESDAYS	0-0
ON WEDNESDAYS	3-0
ON THURSDAYS	0-1
ON FRIDAYS	1-1
ON SATURDAYS	2-0
ON SUNDAYS	1-3

## ➤ MISCELLANEOUS

## STARTING LINEUPS

W/L	G	G	G/F	G/F	C/F
0-2	Johnson	Salzberg	Fasoyiro	Mason	Sischo
2-1	Johnson	Harris	Fasoyiro	Mason	Sischo
1-0	Johnson	Harris	Fasoyiro	Mason	Hemphill
6-2	Salzberg	Harris	Fasoyiro	Mason	Sischo

## WIN/LOSS MARGIN

	1	2	3	4	5	6	7	8	9	10	11-15	16-20	20-29	30+
Wins			1			1	1				1	1	1	3
Losses			2		1							1	1	

## LEADS &amp; DEFICITS

Daemen's Biggest Halftime Lead	19 vs. D'Youville (02/24/21)
Daemen's Biggest Halftime Lead Lost	16 vs. Gannon (01/29/21)
Daemen's Biggest Halftime Deficit	11 @ St. Thomas Aquinas (03/07/21)
Daemen Biggest Halftime Deficit Overcome	-
Daemen's Biggest Margin Of Victory	34 @ D'Youville (02/15/21)
Daemen's Biggest Margin Of Defeat	25 @ Gannon (01/31/21)

## DOUBLE-FIGURE SCORING

Andrew Sischo	13
Sean Fasoyiro	10
Andrew Mason	10
Kyle Harris	8
Ryan Salzberg	7

## DOUBLE-FIGURE REBOUNDING

Andrew Sischo	11
Sean Fasoyiro	4
Andrew Mason	2

## DOUBLE-DOUBLES

Andrew Sischo	11
Andrew Mason	2
Sean Fasoyiro	2

## 20-POINT SCORERS

Andrew Sischo	12
Kyle Harris	2
Sean Fasoyiro	2
Andrew Mason	1

## 30-POINT SCORERS

Andrew Sischo	4
Sean Fasoyiro	1

## ➤ GAME-BY-GAME STARTING LINEUPS

GAME	RESULT	GUARD	GUARD	GUARD/FORWARD	GUARD/FORWARD	CENTER
GANNON	L, 76-73	Johnson	Salzberg	Fasoyiro	Mason	Sischo
at Gannon	L, 95-67	Johnson	Salzberg	Fasoyiro	Mason	Sischo
at Roberts Wesleyan	W, 93-86	Johnson	Harris	Fasoyiro	Mason	Sischo
D'YOUVILLE	W, 102-77	Johnson	Harris	Fasoyiro	Mason	Sischo
at Roberts Wesleyan	L, 90-75	Johnson	Harris	Fasoyiro	Mason	Sischo
at D'Youville	W, 103-69	Johnson	Harris	Fasoyiro	Mason	Hemphill
ROBERTS WESLEYAN	W, 85-69	Salzberg	Harris	Fasoyiro	Mason	Sischo
MERCY	W, 82-51	Salzberg	Harris	Fasoyiro	Mason	Sischo
D'YOUVILLE	W, 98-67	Salzberg	Harris	Fasoyiro	Mason	Sischo
at St. Thomas Aquinas	W, 84-81 (OT)	Salzberg	Harris	Fasoyiro	Mason	Sischo
at St. Thomas Aquinas	L, 71-68	Salzberg	Harris	Fasoyiro	Mason	Sischo
ROBERTS WESLEYAN	W, 78-72	Salzberg	Harris	Fasoyiro	Mason	Sischo
at St. Thomas Aquinas	L, 83-67	Salzberg	Harris	Fasoyiro	Mason	Sischo
vs. Bloomfield	W, 81-69	Salzberg	Harris	Fasoyiro	Mason	Sischo



## ➤ IN THE POLLS

## NABC COACHES

Date: Mar. 9, 2021

Rk	School	W-L	Pts.
1	Colorado Mesa	21-1	385
2	Northern State	18-1	374
3	Mercyhurst	11-0	355
4	Northwest Missouri State	23-2	348
5	West Texas A&M	15-2	339
6	Colorado Mines	16-2	302
7	Truman State	18-2	291
8	Flagler	15-2	282
9	Hillsdale	20-2	267
10	Lubbock Christian	17-2	242
11	St. Thomas Aquinas	13-1	224
12	Alabama Huntsville	14-3	215
13	Lincoln Memorial	16-3	212
14	Valdosta State	17-4	181
15	Charleston (W.Va.)	14-3	164
16	Dallas Baptist	16-4	127
17	Washburn	19-6	110
18	West Liberty	15-4	105
19	Belmont Abbey	18-4	103
20	Fairmont State	15-4	94
21	Arkansas Monticello	16-4	86
22	Queens (N.C.)	16-5	82
23	Carson-Newman	16-5	63
24	Point Loma	8-2	61
25	Lee (Tenn.)	14-5	60

**Receiving votes:** Texas A&M-Kingsville 56, Northwest Nazarene 22, Southern Indiana 20, Findlay 11, Biola 10, Michigan Tech 8, Oklahoma Baptist 1

**Dropped out:** Texas A&M-Kingsville (14), Northwest Nazarene (22), Hawaii Hilo (24), Georgia College (25)

## D2SIDA MEDIA

Date: Mar. 9, 2021

Rk	School	W-L	Pts.
1	Northern State	18-1	391
2	Colorado Mesa	21-1	376
3	Northwest Missouri State	23-2	361
4	Truman State	18-2	352
5	St. Thomas Aquinas	13-1	317
6	West Texas A&M	15-2	305
7	Hillsdale	20-2	299
8	Flagler	15-2	294
9	Colorado Mines	16-2	261
10	Lubbock Christian	17-2	246
11	Valdosta State	17-4	227
12	West Liberty	15-4	221
13	Alabama Huntsville	14-3	216
14	Belmont Abbey	18-4	150
15	Lincoln Memorial	16-3	141
16	Fairmont State	15-4	137
17	Washburn	19-6	133
18	Charleston (W.Va.)	14-3	118
19	Biola	9-3	111
20	Mercyhurst	11-0	102
21	Dallas Baptist	16-4	100
22	Point Loma	8-2	89
23	Lee (Tenn.)	14-5	43
24	Texas A&M-Kingsville	15-3	41
25	Arkansas Monticello	16-4	36

**Receiving votes:** Queens (N.C.) 32, Carson-Newman 23, Hawaii Hilo 23, Michigan Tech 17, Southern Indiana 14, Findlay 9, Daemen 8, Northwest Nazarene 6

**Dropped out:** Queens (N.C.) (16), Findlay (19), Hawaii Hilo (22), Oklahoma Baptist (24)

## DAEMEN IN THE POLLS

Date	NABC	D2SIDA	REGION *
Preseason	RV	RV	3
Dec. 17	RV	-	-
Jan. 4	-	-	-
Jan. 11/12	RV	21	2
Jan. 18/19	RV	23	2
Jan. 25/26	RV	T25	2
Feb. 1/2	-	-	6
Feb. 8/9	-	-	RV
Feb. 16	-	-	-
Feb. 22	-	-	UC
Mar. 2	-	RV	3
Mar. 9	-	RV	-

\* preseason - Feb. 8 = D2SIDA regional poll

\* Feb. 16 to present = NCAA RAC rankings

## REGIONAL ADVISORY COMMITTEE

Official East Region Ranking  
Mar. 3, 2021

1. St. Thomas Aquinas (11-1)
2. Bloomfield (6-3)
3. Daemen (7-4)
4. Dominican (N.Y.) (4-3)
5. Caldwell (5-4)
6. Nyack (4-4)
7. Felician (5-4)
8. Roberts Wesleyan (8-6)

## ➤ DEFENDING THE DEN

Success on their home floor has been a staple of Daemen's rise within the NCAA Division II ranks. The Wildcats have won 10+ home games in eight of the last nine seasons, including identical 15-1 records in the last two seasons which established a new program benchmark for homecourt victories. Dating back to the 2017-18 season, Daemen has won 42 of their last 46 home games. Since joining the ECC (2013-14 season), Daemen is 59-10 in home conference games (.855 win %). The Wildcats are also 70-13 at home during the program's NCAA era (.843 win %). In the 20 seasons from 2000-01 through 2019-20, the Wildcats won 83% of all home games, going 220-45.

## HOME RECORDS SINCE 2000-01

Season	W-L	Pct.
2000-01	11-3	.786
2001-02	8-4	.667
2002-03	10-2	.833
2003-04	11-0	1.000
2004-05	12-2	.857
2005-06	10-2	.833
2006-07	9-3	.750
2007-08	9-3	.750
2008-09	10-2	.833
2009-10	9-3	.750
2010-11	9-7	.563
2011-12	11-1	.917
2012-13	12-0	1.000
2013-14	13-0	1.000
2014-15	11-2	.846
2015-16	9-5	.643
2016-17	14-2	.875
2017-18	12-3	.800
2018-19	15-1	.938
2019-20	15-1	.938
2020-21	5-1	.833



## ➤ THE LAST TIME

**THE LAST TIME A DAEMEN PLAYER...**

Scored 20-29 points	Andrew Sischo (25) vs. Bloomfield, 03/14/21
Scored 30-39 points	Sean Fasoyiro (31) vs. D'Youville, 02/24/21
Scored 40-49 points	Andrew Sischo (42) at Roberts Wesleyan, 02/08/21
Made 10+ field goals	Andrew Sischo (11-15) vs. Bloomfield, 03/14/21
Made 10+ free throws	Andrew Sischo (10-11) at Roberts Wesleyan, 02/08/21
Made 5-9 three-pointers	Andrew Mason (5-5) at St. Thomas Aquinas, 03/07/21
Made 10+ three-pointers	David Skolen (12-18) vs. Waynesburg, 11/15/89
Had 10-14 rebounds	Andrew Sischo (10) vs. Bloomfield, 03/14/21
Had 15-19 rebounds	Andrew Sischo (17) vs. Roberts Wesleyan, 02/17/21
Had 20+ rebounds	Andrew Sischo (21) vs. D'Youville, 02/10/21
Had 10+ assists	Darius Garvin (10) at St. Thomas Aquinas, 02/02/18
Had 5+ blocks	Andrew Sischo (5) vs. Felician, 11/08/19
Had 5+ steals	Breon Harris (6) at NY Tech, 03/01/20
Had a double-double	Andrew Sischo (25 pts / 10 rebs) vs. Bloomfield, 03/14/21
Had a triple-double	Gerald Beverly (17 pts / 17 reb / 12 blk) vs. St. Thomas (Fla.), 12/17/14
Had 20 points and 20 rebounds	Andrew Sischo (31 pts / 21 reb) vs. D'Youville, 02/10/21
Had consecutive double-doubles	Andrew Sischo (4), 02/24/21 - 03/05/21
Scored go-ahead points in final 30 seconds of win	Ryan Salzberg (3PT w/ 26 seconds remaining OT) at St. Thomas Aquinas, 02/28/21

**THE LAST TIME A DAEMEN TEAM...**

Allowed 50 points or fewer	vs. Dominican (W, 60-49), 11/12/16
Won by 20-29 points	vs. D'Youville (W, 102-77), 02/10/21
Won by 30+ points	vs. D'Youville (W, 98-67), 02/24/21
Scored 90-99 points	vs. D'Youville (W, 98-67), 02/24/21
Scored 100+ points	at D'Youville (W, 103-69), 02/15/21
Had 50+ rebounds	vs. D'Youville (57), 02/10/21
Shot 50%+ from the field	vs. Bloomfield (29-55, 52.7%), 03/14/21
Shot 60%+ from the field	at St. Rose (34-56, 62.5%), 12/19/19
Shot 50%+ from three-point range (min. 10 att)	vs. Roberts Wesleyan (12-24, 50%), 02/17/21
Shot 60%+ from three-point range (min. 10 att)	vs. NY Tech (10-16, 62.5%), 01/14/18
Shot 90%+ from free throw line (min. 10 at)	at Queens (12-13, 92.3%), 02/09/20
Finished without a three-point field goal	vs. Queens (0-12), 11/09/12
Made 10-14 three-pointers	at St. Thomas Aquinas (10-27), 02/28/21
Made 15+ three-pointers	at D'Youville (17-34), 02/15/21
Had 10+ blocked shots	vs. Indianapolis (10), 12/18/14
Had 10+ steals	at D'Youville (10), 02/15/21
Had 20+ assists	at St. Thomas Aquinas (21), 02/27/21
Had 4 players in double figures	vs. Roberts Wesleyan, 03/05/21
Had 5 players in double figures	vs. Bloomfield, 03/14/21
Had 6 players in double figures	vs. Dist. Columbia, 01/27/19
Had all 5 starters in double figures	vs. Bloomfield, 03/14/21
Had 2 players score 20+ points	vs. D'Youville (Fasoyiro 31, Sischo 25), 02/24/21
Had 2 or more players with 10+ rebounds	at St. Thomas Aquinas (Sischo 13, Fasoyiro 11), 02/27/21
Had 2 or more players record a double-double	at St. Thomas Aquinas (Sischo, Fasoyiro), 02/27/21
Won in overtime	at St. Thomas Aquinas (W, 84-81), 02/27/21
Lost in overtime	at NY Tech (L, 85-82), 03/01/20
Scored 80 points or more and lost	at NY Tech (L, 85-82), 03/01/20
Scored 90 points or more and lost	at Dominican (L, 98-93, OT), 01/07/14
Allowed 60 points or fewer and lost	vs. St. Thomas Aquinas (L, 60-57), 03/03/18
Played a nationally-ranked opponent	at #15/#8 St. Thomas Aquinas (L, 83-67), 03/07/21
Defeated a nationally-ranked opponent	at #11/#5 St. Thomas Aquinas (W, 84-81 OT), 02/27/21



# ANDREW SISCHO

Redshirt Senior | Center | 6-9 | 240 | Guilderland, N.Y. | Guilderland High School

## CAREER HIGHS

vs. Queens (3/4/20)	47
vs. Molloy (2/16/18)	23
vs. NW Missouri St. (11/1/19)	5
at St. Rose (12/19/19)	4
vs. Felician, 11/8/19	5
vs. Queens (3/4/20)	19
at St. Thomas Aq. (02/27/21)	2
vs. Molloy (2/16/18)	12
vs. Molloy (2/16/18)	45

POINTS	42	at R. Wesleyan (02/08/21)
REBOUNDS	21	vs. D'Youville (02/10/21)
ASSISTS	3	vs. Bloomfield (03/14/21)
STEALS	2	at St. Thomas Aq. (02/27/21)
BLOCKS	3	at St. Thomas Aq. (02/27/21)
FG MADE	16	at R. Wesleyan (02/08/21)
3FG MADE	2	at St. Thomas Aq. (02/27/21)
FT MADE	10	at R. Wesleyan (02/08/21)
MINUTES	39	at St. Thomas Aq. (02/27/21)

## SEASON STATS

PPG	RPG	APG	BPG	MPG	FG%	3FG%	FT%
<b>26.8</b>	<b>12.8</b>	<b>1.5</b>	<b>0.9</b>	<b>34.5</b>	<b>.635</b>	<b>.250</b>	<b>.698</b>

## IN THE RECORD BOOKS

<b>DAEMEN</b>	
CAREER PTS/GM	21.3 (1ST)
CAREER POINTS	2169 (1ST)
CAREER FG	861 (1ST)
CAREER FG%	60.8 (2ND)
CAREER FT	423 (5TH)
CAREER REB/GM	10.5 (1ST)
CAREER REBOUNDS	1072 (2ND)
CAREER BLOCKS	100 (7TH)
SEASON PTS/GM	24.9 (2ND)
SEASON POINTS	773 (1ST)
SEASON FG	298 (1ST)
SEASON FG%	64.5 (2ND)
SEASON FT	164 (4TH)
SEASON REB/GM	11.7 (3RD)
SEASON REBOUNDS	362 (3RD)
GAME POINTS	47 (1ST)
GAME FG	19 (1ST)

<b>EAST COAST CONFERENCE</b>	
CAREER POINTS	2169 (2ND)
CAREER FG	861 (1ST)
CAREER REBOUNDS	1072 (3RD)
SEASON PTS/GM	24.9 (4TH)
SEASON POINTS	773 (1ST)
SEASON REBOUNDS	362 (8TH)
SEASON FG	298 (1ST)
SEASON FG%	64.5 (8TH)

## BIG MAN ON CAMPUS

Redshirt senior center **Andrew Sischo**, the two-time East Coast Conference and East Region Player of the Year and a consensus All-American, headlines Daemen's returning players. Sischo has already cemented his place among Daemen's all-time great players by racking up 1,820 points, 906 rebounds and a program-record 722 field goals in his first three collegiate seasons. Sischo's 2019-20 season was one for the record books as well. He set Daemen and ECC records for points (773) and field goals (298) in a season, led the country in total rebounds (362) and double-doubles (22) and became the first Division II player since the 2010-11 season to average at least 24 points and 11 rebounds per game while shooting at least 64% from the field. He enters the season having scored 20+ points 45 times in his career, including a record 47-point outburst in the opening round of the ECC Championship tournament last March. Already this season, he's been named a Preseason All-American by Basketball Times, as well as the ECC Preseason Player of the Year - an honor he's now earned in three straight seasons.

## DOUBLE-DOUBLE YOUR DELIGHTMENT

**Andrew Sischo** has been a double-double machine throughout his career, racking up 58 of them in 102 games - the most for a Daemen player since Gerald Beverly totaled 46 double-doubles in his career spanning 2011-15. Since the start of his sophomore season, Sischo has recorded double-doubles in more than two-thirds of the games he's appeared in (50 double-doubles in 72 games). Sischo's 22 double-doubles in 2019-20 led all Division II players.

## BEST OF THE BEST

During Daemen's game vs. Roberts Wesleyan on Feb. 11, 2021, **Andrew Sischo** became the program's all-time leading scorer, surpassing the benchmark of 1,962 points set by **Robert Robinson** (1988-92). In 102 career games, Sischo has totaled 2,169 points and 1,072 rebounds. He stands as the only player in program history and one of only two players in ECC history with at least 2,000 points and 1,000 rebounds. He is Daemen's and the ECC's all-time leader in field goals with 861. Sischo ranks second in Daemen history in rebounding, and has placed himself among impressive company within ECC history, ranking second in scoring and third in rebounding.

## NOTABLE AWARDS

<b>2X D2CCA ALL-AMERICAN</b>
<b>1X NABC ALL-AMERICAN</b>
<b>COSIDA ACADEMIC ALL-AMERICAN</b>
<b>2X NABC HONORS COURT</b>
<b>2X EAST REGION PLAYER OF THE YEAR</b>
<b>2X NABC ALL-DISTRICT</b>
<b>3X FIRST-TEAM ALL-ECC</b>
<b>3X ECC PLAYER OF THE YEAR</b>
<b>2X USBWA DIVISION II NATIONAL PLAYER OF THE WEEK</b>
<b>14X ECC PLAYER OF THE WEEK</b>
<b>2017-18 ECC ROOKIE OF THE YEAR</b>

## CAREER STATS

Season	GP-GS	Min	FG-FGA	Pct.	3PT-A	Pct.	FT-FTA	Pct.	Reb	Avg.	PF-DQ	Ast	TO	Blk	Stl	Pts	Avg.
2017-18	30-18	706	195-345	.565	3-17	.176	69-106	.651	261	8.7	71-0	28	65	25	11	462	15.4
2018-19	28-26	834	229-391	.586	4-8	.500	123-169	.728	283	10.1	72-0	30	58	28	24	585	20.9
2019-20	31-29	1052	298-462	.645	13-29	.448	164-222	.739	362	11.7	100-1	49	102	35	27	773	24.9
2020-21	13-13	449	139-219	.635	4-16	.250	67-96	.698	166	12.8	44-2	19	49	12	6	349	26.8
<b>Totals</b>	<b>102-86</b>	<b>3041</b>	<b>861-1417</b>	<b>.608</b>	<b>24-70</b>	<b>.343</b>	<b>423-593</b>	<b>.713</b>	<b>1072</b>	<b>10.5</b>	<b>286-3</b>	<b>126</b>	<b>274</b>	<b>100</b>	<b>68</b>	<b>2169</b>	<b>21.3</b>

# 2 SEAN FASOYIRO

G | 6-3 | Graduate Student  
Houston, Texas | Franklin Pierce U.

## TOP PERFORMANCES

### Points

Season 31 vs. D'Youville (02/24/21)  
Career 31 vs. D'Youville (02/24/21)

### Rebounds

Season 11 (3x) at STAC (02/27/21)  
Career 11 (4x) at STAC (02/27/21)

### Field Goals Made

Season 12 vs. D'Youville (02/24/21)  
Career 12 vs. D'Youville (02/24/21)

### 3-Point Field Goals Made

Season 4 vs. D'Youville (02/24/21)  
Career 4 (2x) vs. D'Youville (02/24/21)

### Free Throws Made

Season 8 at D'Youville (02/15/21)  
Career 8 (2x) at D'Youville (02/15/21)

### Assists

Season 7 (2x) at STAC (03/07/21)  
Career 7 (2x) at STAC (03/07/21)

### Blocks

Season 3 vs. D'Youville (02/24/21)  
Career 3 vs. D'Youville (02/24/21)

### Steals

Season 4 vs. D'Youville (02/24/21)  
Career 4 (2x) vs. D'Youville (02/24/21)

### Minutes Played

Season 40 at STAC (02/27/21)  
Career 40 at STAC (02/21/21)

## CAREER TOTALS

Points	692
Rebounds	415
Assists	128
Blocks	27
Steals	71

## MISCELLANEOUS

Games Played	95
Games Started	29
Double-Doubles	3
10+ Points	29
20+ Points	3
10+ Rebounds	5
10+ Assists	0

# 3 TYLER HIND

G | 5-11 | Freshman  
Randolph, N.Y. | Randolph Central

## TOP PERFORMANCES

### Points

Season 7 vs. D'Youville (02/24/21)  
Career 7 vs. D'Youville (02/24/21)

### Rebounds

Season 4 vs. Mercy (02/20/21)  
Career 4 vs. Mercy (02/20/21)

### Field Goals Made

Season 3 vs. D'Youville (02/24/21)  
Career 3 vs. D'Youville (02/24/21)

### 3-Point Field Goals Made

Season 2 vs. D'Youville (02/10/21)  
Career 2 vs. D'Youville (02/10/21)

### Free Throws Made

Season 1 (2x) vs. Bloomfield (03/14/21)  
Career 1 (2x) vs. Bloomfield (03/14/21)

### Assists

Season 2 (2x) vs. D'Youville (02/24/21)  
Career 2 (2x) vs. D'Youville (02/24/21)

### Blocks

Season -  
Career -

### Steals

Season 1 (3x) at STAC (03/07/21)  
Career 1 (3x) at STAC (03/07/21)

### Minutes Played

Season 17 vs. D'Youville (02/24/21)  
Career 17 vs. D'Youville (02/24/21)

## CAREER TOTALS

Points	26
Rebounds	9
Assists	8
Blocks	0
Steals	3

## MISCELLANEOUS

Games Played	14
Games Started	0
Double-Doubles	0
10+ Points	0
20+ Points	0
10+ Rebounds	0
10+ Assists	0

# 4 KYLE HARRIS

G | 6-3 | Senior  
Buffalo, N.Y. | Erie CC

## TOP PERFORMANCES

### Points

Season 22(2x) at D'Youville (02/15/21)  
Career 22(2x) at D'Youville (02/15/21)

### Rebounds

Season 7 at STAC (02/27/21)  
Career 8 vs. NY Tech (01/26/20)

### Field Goals Made

Season 8 at D'Youville (02/15/21)  
Career 8 at D'Youville (02/15/21)

### 3-Point Field Goals Made

Season 5 at D'Youville (02/15/21)  
Career 5 at D'Youville (02/15/21)

### Free Throws Made

Season 6 vs. R. Wesleyan (03/05/21)  
Career 6 vs. R. Wesleyan (03/05/21)

### Assists

Season 8 at R. Wesleyan (02/08/21)  
Career 8 at R. Wesleyan (02/08/21)

### Blocks

Season 2 vs. D'Youville (02/24/21)  
Career 2 vs. D'Youville (02/24/21)

### Steals

Season 2 at R. Wesleyan (02/08/21)  
Career 2 (3x) at R. Wes. (02/08/21)

### Minutes Played

Season 40 (2x) vs. R. Wes. (03/05/21)  
Career 40 (2x) vs. R. Wes. (03/05/21)

## CAREER TOTALS

Points	307
Rebounds	145
Assists	75
Blocks	7
Steals	14

## MISCELLANEOUS

Games Played	46
Games Started	21
Double-Doubles	0
10+ Points	13
20+ Points	2
10+ Rebounds	0
10+ Assists	0



# 5 RYAN SALZBERG

G | 6-4 | Sophomore  
Manlius, N.Y. | Bridgton Academy

## TOP PERFORMANCES

### Points

Season 17 at R. Wesleyan (02/11/21)  
Career 17 at R. Wesleyan (02/11/21)

### Rebounds

Season 6 vs. Bloomfield (03/14/21)  
Career 6 vs. Bloomfield (03/14/21)

### Field Goals Made

Season 6 at R. Wesleyan (02/11/21)  
Career 6 at R. Wesleyan (02/11/21)

### 3-Point Field Goals Made

Season 4 (2x) at STAC (02/28/21)  
Career 4 (2x) at STAC (02/28/21)

### Free Throws Made

Season 3 at D'Youville (02/15/21)  
Career 3 at D'Youville (02/15/21)

### Assists

Season 5 at R. Wesleyan (02/11/21)  
Career 5 at R. Wesleyan (02/11/21)

### Blocks

Season 1 at Gannon (01/31/21)  
Career 1 at St. Anselm (01/01/20)

### Steals

Season 1 (6x) vs. Bloomfield (03/14/21)  
Career 2 (2x) vs. NY Tech (01/26/20)

### Minutes Played

Season 38 (3x) vs. R. Wes. (03/05/21)  
Career 38 (3x) vs. R. Wes. (03/05/21)

## CAREER TOTALS

Points	151
Rebounds	42
Assists	39
Blocks	2
Steals	12

## MISCELLANEOUS

Games Played	37
Games Started	10
Double-Doubles	0
10+ Points	8
20+ Points	0
10+ Rebounds	0
10+ Assists	0

# 10 TONY ARNOLD

G | 6-1 | Freshman  
Rochester, N.Y. | Eastridge

## TOP PERFORMANCES

### Points

Season 1 vs. Gannon (01/29/21)  
Career 1 vs. Gannon (01/29/21)

### Rebounds

Season 2 vs. D'Youville (02/10/21)  
Career 2 vs. D'Youville (02/10/21)

### Field Goals Made

Season -  
Career -

### 3-Point Field Goals Made

Season -  
Career -

### Free Throws Made

Season 1 vs. Gannon (01/29/21)  
Career 1 vs. Gannon (01/29/21)

### Assists

Season 2 (2x) vs. D'Youville (02/10/21)  
Career 2 (2x) vs. D'Youville (02/10/21)

### Blocks

Season -  
Career -

### Steals

Season 1 at R. Wesleyan (02/11/21)  
Career 1 at R. Wesleyan (02/11/21)

### Minutes Played

Season 9 at Gannon (01/31/21)  
Career 9 at Gannon (01/31/21)

## CAREER TOTALS

Points	1
Rebounds	4
Assists	5
Blocks	0
Steals	1

## MISCELLANEOUS

Games Played	5
Games Started	0
Double-Doubles	0
10+ Points	0
20+ Points	0
10+ Rebounds	0
10+ Assists	0

# 14 DA'SHAWN HINES

G | 5-10 | Redshirt Junior  
Amherst, N.Y. | Amherst

## TOP PERFORMANCES

### Points

Season 6 (2x) vs. R. Wes. (02/17/21)  
Career 6 (2x) vs. R. Wes. (02/17/21)

### Rebounds

Season 1 (3x) at D'Youville (02/15/21)  
Career 1 (4x) at D'Youville (02/15/21)

### Field Goals Made

Season 2 (2x) vs. R. Wes. (02/17/21)  
Career 2 (3x) vs. R. Wes. (02/17/21)

### 3-Point Field Goals Made

Season 2 (2x) vs. R. Wes. (02/17/21)  
Career 2 (2x) vs. R. Wes. (02/17/21)

### Free Throws Made

Season 1 at D'Youville (02/15/21)  
Career 1 (2x) at D'Youville (02/15/21)

### Assists

Season 1 (3x) vs. R. Wes. (02/17/21)  
Career 2 at Mercy (12/13/19)

### Blocks

Season -  
Career -

### Steals

Season 2 at D'Youville (02/15/21)  
Career 2 at D'Youville (02/15/21)

### Minutes Played

Season 13 at R. Wesleyan (02/08/21)  
Career 13 at R. Wesleyan (02/08/21)

## CAREER TOTALS

Points	32
Rebounds	4
Assists	6
Blocks	0
Steals	4

## MISCELLANEOUS

Games Played	34
Games Started	0
Double-Doubles	0
10+ Points	0
20+ Points	0
10+ Rebounds	0
10+ Assists	0

# 20 JUSTON JOHNSON

G | 6-0 | Freshman  
Buffalo, N.Y. | Tennessee Prep

## TOP PERFORMANCES

### Points

Season 8(2x) vs. Bloomfield (03/14/21)  
Career 8(2x) vs. Bloomfield (03/14/21)

### Rebounds

Season 5 vs. D'Youville (02/24/21)  
Career 5 vs. D'Youville (02/24/21)

### Field Goals Made

Season 3 vs. Bloomfield (03/14/21)  
Career 3 vs. Bloomfield (03/14/21)

### 3-Point Field Goals Made

Season 2(2x) vs. Bloomfield (03/14/21)  
Career 2(2x) vs. Bloomfield (03/14/21)

### Free Throws Made

Season 4 at Gannon (01/31/21)  
Career 4 at Gannon (01/31/21)

### Assists

Season 4 (2x) vs. D'Youville (02/24/21)  
Career 4 (2x) vs. D'Youville (02/24/21)

### Blocks

Season 1 vs. D'Youville (02/24/21)  
Career 1 vs. D'Youville (02/24/21)

### Steals

Season 3 (2x) vs. D'Youville (02/24/21)  
Career 3 (2x) vs. D'Youville (02/24/21)

### Minutes Played

Season 30 at D'Youville (02/15/21)  
Career 30 at D'Youville (02/15/21)

## CAREER TOTALS

Points	42
Rebounds	15
Assists	21
Blocks	1
Steals	12

## MISCELLANEOUS

Games Played	12
Games Started	6
Double-Doubles	0
10+ Points	0
20+ Points	0
10+ Rebounds	0
10+ Assists	0

# 21 SAYEED OSORIO

G | 6-1 | Junior  
New York, N.Y. | Holcombe Rucker

## TOP PERFORMANCES

### Points

Season 4 vs. D'Youville (02/24/21)  
Career 4 vs. D'Youville (02/24/21)

### Rebounds

Season 3 vs. D'Youville (02/24/21)  
Career 3 vs. D'Youville (02/24/21)

### Field Goals Made

Season 2 vs. D'Youville (02/24/21)  
Career 2 vs. D'Youville (02/24/21)

### 3-Point Field Goals Made

Season -  
Career -

### Free Throws Made

Season -  
Career -

### Assists

Season -  
Career -

### Blocks

Season -  
Career -

### Steals

Season -  
Career -

### Minutes Played

Season 4 vs. D'Youville (02/24/21)  
Career 4 vs. D'Youville (02/24/21)

## CAREER TOTALS

Points	6
Rebounds	6
Assists	0
Blocks	0
Steals	0

## MISCELLANEOUS

Games Played	7
Games Started	0
Double-Doubles	0
10+ Points	0
20+ Points	0
10+ Rebounds	0
10+ Assists	0

# 23 JUSTIN HEMPHILL

F | 6-6 | Freshman  
Buffalo, N.Y. | Cardinal O'Hara

## TOP PERFORMANCES

### Points

Season 6 (2x) vs. D'Youville (02/10/21)  
Career 6 (2x) vs. D'Youville (02/10/21)

### Rebounds

Season 4 at D'Youville (02/15/21)  
Career 4 at D'Youville (02/15/21)

### Field Goals Made

Season 2 (4x) at D'Youville (02/15/21)  
Career 2 (4x) at D'Youville (02/15/21)

### 3-Point Field Goals Made

Season -  
Career -

### Free Throws Made

Season 2 (2x) vs. D'Youville (02/10/21)  
Career 2 (2x) vs. D'Youville (02/10/21)

### Assists

Season 2 at R. Wesleyan (02/11/21)  
Career 2 at R. Wesleyan (02/11/21)

### Blocks

Season 2 (2x) vs. D'Youville (02/10/21)  
Career 2 (2x) vs. D'Youville (02/10/21)

### Steals

Season 2 (2x) at R. Wes. (02/11/21)  
Career 2 (2x) at R. Wes. (02/11/21)

### Minutes Played

Season 20 vs. D'Youville (02/10/21)  
Career 20 vs. D'Youville (02/10/21)

## CAREER TOTALS

Points	23
Rebounds	13
Assists	5
Blocks	6
Steals	5

## MISCELLANEOUS

Games Played	6
Games Started	1
Double-Doubles	0
10+ Points	0
20+ Points	0
10+ Rebounds	0
10+ Assists	0

24

ZIV  
BASDENF | 6-5 | Redshirt Junior  
Nassau, Bahamas | Redemption Chr.**TOP PERFORMANCES****Points**Season 7 at D'Youville (02/15/21)  
Career 13 at LIU Post (12/14/18)**Rebounds**Season 9 at D'Youville (02/15/21)  
Career 9 (2x) at D'Youville (02/15/21)**Field Goals Made**Season 3 at D'Youville (02/15/21)  
Career 5 at LIU Post (12/14/18)**3-Point Field Goals Made**Season -  
Career -**Free Throws Made**Season 1(3x) vs. Bloomfield (03/14/21)  
Career 3 at LIU Post (12/14/18)**Assists**Season 2 at D'Youville (02/15/21)  
Career 2 at D'Youville (02/15/21)**Blocks**Season -  
Career 1 vs. R. Wesleyan (12/07/19)**Steals**Season 1 (2x) vs. D'Youville (02/24/21)  
Career 1 (4x) vs. D'Youville (02/24/21)**Minutes Played**Season 19 at D'Youville (02/15/21)  
Career 21 at LIU Post (12/14/18)**CAREER TOTALS**Points 63  
Rebounds 57  
Assists 5  
Blocks 1  
Steals 4**MISCELLANEOUS**Games Played 44  
Games Started 0  
Double-Doubles 0  
10+ Points 1  
20+ Points 0  
10+ Rebounds 0  
10+ Assists 0

30

ANDREW  
MASONG | 6-3 | Freshman  
Webster, N.Y. | Webster Thomas**TOP PERFORMANCES****Points**Season 25 at D'Youville (02/15/21)  
Career 25 at D'Youville (02/15/21)**Rebounds**Season 10 (2x) vs. R. Wes. (02/17/21)  
Career 10 (2x) vs. R. Wes. (02/17/21)**Field Goals Made**Season 8 at D'Youville (02/15/21)  
Career 8 at D'Youville (02/15/21)**3-Point Field Goals Made**Season 5 (2x) at STAC (03/07/21)  
Career 5 (2x) at STAC (03/07/21)**Free Throws Made**Season 6 at R. Wesleyan (02/08/21)  
Career 6 at R. Wesleyan (02/08/21)**Assists**Season 6 vs. Bloomfield (03/14/21)  
Career 6 vs. Bloomfield (03/14/21)**Blocks**Season 2 at STAC (02/27/21)  
Career 2 at STAC (02/27/21)**Steals**Season 3 at D'Youville (02/15/21)  
Career 3 at D'Youville (02/15/21)**Minutes Played**Season 43 at STAC (02/27/21)  
Career 43 at STAC (02/27/21)**CAREER TOTALS**Points 187  
Rebounds 94  
Assists 49  
Blocks 2  
Steals 12**MISCELLANEOUS**Games Played 14  
Games Started 14  
Double-Doubles 2  
10+ Points 10  
20+ Points 1  
10+ Rebounds 2  
10+ Assists 0**OPTING OUT**

Daemen has had eight players exercise their right to opt out of the 2020-21 season due to COVID-19. These players include guard **Tajmin Holt**, forward **Ryan Bradley** and center **Chris Luke** who all saw regular minutes last season. Each player's decision has been fully supported by the Daemen coaching staff and athletics administration.

**UNFAMILIAR TERRITORY**

Daemen had won 17 consecutive season openers spanning 2002-18. That streak was snapped last season with their loss to No. 1 Northwest Missouri State. This season, back-to-back losses to Gannon put Daemen at 0-2 for the first time since the 2001-02 season.

**HEY ROOKIE**

Freshman guard **Andrew Mason** has twice earned ECC Rookie of the Week honors this season. Mason is the sixth Daemen player to be named ECC Rookie of the Week since the Wildcats joined the conference in 2013. Mason netted a career-high 25 points in Daemen's 103-69 win at D'Youville on Feb. 15 - the most for a Daemen freshman since the 2017-18 season when teammate **Andrew Sischo** posted a pair of 25+ point games.

**A NEW STREAK**

Daemen's 80-75 loss to Roberts Wesleyan on Feb. 11 snapped a series winning streak that had reached 20 games over a span of 10 years. It was the Redhawks' first win over Daemen since Feb. 15, 2011, and also their first home win in the series since Feb. 21, 2007. Daemen earned some redemption with an 85-69 win over RWC on Feb. 17 and a 78-72 triumph in the ECC Championship semifinals on Mar. 5. The Wildcats have won 29 of the last 31 meetings overall and 12 straight home meetings in the series.

**HAVE MERCY**

Daemen's 82-51 win over Mercy on Feb. 20 pushed the Wildcats to 16-0 all-time against the Mavericks. Their success in the series is tied for the program's longest active winning streak against any single opponent. Daemen has also won 16 straight meetings with former NAIA rival Houghton, but haven't met the Highlanders since the 2011-12 season.

**BUDDING BUFFALO RIVALRY**

After not playing since 2004, Daemen met crosstown rival D'Youville three times in as many weeks this season. The Wildcats posted wins in all three matchups, improving to 9-0 all-time in the series. D'Youville is in its first season as a member of the ECC as it transitions to NCAA Division II membership following a long history within Division III. With the two schools separated by less than 10 miles, the Daemen-D'Youville rivalry has the potential to be among the best in the ECC.

**MORE SISCHO**

By eclipsing 2,000 points and 1,000 rebounds, **Andrew Sischo** has joined an elite fraternity of East Region players to reach both milestones:

**Lambert Shell** - Bridgeport - 3,001 / 1,345  
**John Grochowalski** - Assumption - 2,489 / 1,756  
**Garret Kerr** - U. Sciences - 2,434 / 1,391  
**Michael Allocco** - Stonehill - 2,399 / 1,150  
**James Hector** - American Int'l - 2,306 / 1,444  
**Jon Cronin** - Stonehill - 2,301 / 1,044  
**Cleveland Woods** - NH College - 2,247 / 1,170  
**Justin Reyes** - St. Thomas Aq. - 2,247 / 1,144  
**Norman Taylor** - Bridgeport - 2,170 / 1,232  
**Andrew Sischo** - Daemen - 2,169 / 1,072  
**Mario Elie** - American Int'l - 2,124 / 1,001  
**Peter Alexis** - Philadelphia - 2,116 / 1,162  
**Wayne Robertson** - NH College - 2,092 / 1,487  
**Ed Czernota** - Sacred Heart - 2,075 / 1,317  
**Al Hicks** - Keene Stat - 2,023 / 1,076

**INSTANT CLASSIC**

Daemen earned its most impressive win of the season on Feb. 2 by defeating #11/#5 St. Thomas Aquinas 84-81 in overtime. The Daemen win snapped STAC's 13-game winning streak and knocked the Spartans from the ranks of the unbeaten. **Sean Fasoyiro** scored off a miraculous feed from **Andrew Mason** to even the score at 71-71 with less than five seconds remaining in regulation. In the overtime period, **Ryan Salzberg** drilled back-to-back three-pointers inside of two minutes left to give Daemen the lead. **Andrew Sischo** logged 39 minutes - including the last 10 with four personal fouls - and totaled 28 points and 13 rebounds.

**CHAMPIONSHIP QUEST**

Daemen's quest for an elusive ECC tournament title will have to wait for another season after they lost 83-67 to nationally ranked St. Thomas Aquinas in the 2021 title game at Aquinas Hall on Mar. 7. It marked Daemen's second appearance in the final round of the ECC Championship, and the first since 2016 when they also fell to the Spartans. STAC used a 21-6 spurt over the final six minutes of the first half to seize control. Their lead ballooned to 21 points in the second half before Daemen cut it to 11, but the Wildcats could get no closer.

**A WIN WORTH WAITING FOR**

Daemen earned the first NCAA tournament victory in program history, defeating third-seeded Caldwell in the regional semifinals on Mar. 14. The win came a year to the day after Daemen was supposed to play in the NCAA tournament vs. Bridgeport before the 2020 event was cancelled due to the COVID-19 pandemic. The Wildcats, who made their NCAA tournament debut in 2019, have earned postseason bids in three successive seasons.



## SEASON RECORDS

POINTS				THREE-POINT FIELD GOALS				REBOUNDS			
1.	Andrew Sischo	773	2019-20	1.	David Skolen	114	1989-90	1.	Jim Chapman	394	1988-89
2.	Robert Robinson	767	1990-91	2.	Jeff Redband	100	2019-20	2.	Gerald Beverly	373	2014-15
3.	David Skolen	699	1989-90	3.	Kharmen Wingard	86	2003-04	3.	Andrew Sischo	362	2019-20
4.	Russell John	629	1990-91	4.	Brian Montanaro	84	2004-05	4.	Alex Nwora	347	1991-92
5.	Gerald Beverly	620	2014-15	5.	Pete Loney	83	2008-09	5.	Brian Pettit	329	1996-97
6.	Torrence Dyck	612	2015-16	6.	Jeff Redband	79	2018-19	6.	Alex Nwora	313	1992-93
7.	Chris Lewis	611	1989-90	7.	Russell John	78	1990-91	7.	Alex Nwora	312	1990-91
8.	Brian Montanaro	592	2005-06	8.	Donjuan Tyson	77	2006-07	8.	Brian Pettit	288	1995-96
9.	Andrew Sischo	585	2018-19	9.	Gabriel Marshall	76	2003-04	9.	Chris Lewis	287	1989-90
10.	Robert Robinson	567	1989-90		Kharmen Wingard	76	2004-05	10.	Andrew Sischo	283	2018-19
POINTS PER GAME				THREE-POINT % (min. 1 3PT/game)				REBOUNDS PER GAME			
1.	Robert Robinson	25.6	1990-91	1.	David Skolen	.557	1986-87	1.	Jim Chapman	14.1	1988-89
2.	Andrew Sischo	24.9	2019-20	2.	Marty Lange	.524	1997-98	2.	Gerald Beverly	12.0	2014-15
3.	Torrence Dyck	21.9	2015-16	3.	Mike Maisto	.500	2007-08	3.	Andrew Sischo	11.7	2019-20
4.	David Skolen	21.8	1989-90		Jesse Lalka	.500	2015-16	4.	Alex Nwora	11.6	1992-93
	Ralph Henderson	21.8	1987-8	5.	David Skolen	.491	1989-90		Alex Nwora	11.6	1991-92
6.	Russell John	21.0	1990-91	6.	David Skolen	.477	1988-89	6.	Brian Pettit	10.6	1996-97
7.	Ralph Henderson	20.5	1986-87	7.	Kevin Lange	.461	2002-03	7.	Alex Nwora	10.4	1990-91
8.	Andrew Sischo	20.9	2018-19		Jay Sarkis	.461	2015-16	8.	Sandy Finney	10.2	1995-96
9.	Gerald Beverly	20.0	2014-15	9.	Brian Montanaro	.452	2004-05	9.	Sandy Finney	10.1	1994-95
10.	Alex Nwora	19.6	1992-93	10.	Jeff Redband	.450	2016-17		Andrew Sischo	10.1	2018-19
FIELD GOALS				FREE THROWS				ASSISTS			
1.	Andrew Sischo	298	2019-20	1.	Robert Robinson	282	1990-91	1.	Mark Coppola	203	2012-13
2.	Chris Lewis	257	1989-90	2.	Gerald Beverly	180	2014-15		Derrick Henry	203	1988-89
3.	David Skolen	247	1989-90	3.	Robert Robinson	176	1991-92	3.	Robert Robinson	187	1990-91
4.	Robert Robinson	231	1990-91	4.	Andrew Sischo	164	2019-20	4.	Robert Robinson	186	1989-90
5.	Andrew Sischo	229	2018-19	5.	Alex Nwora	161	1992-93	5.	Mark Coppola	161	2011-12
6.	Gerald Beverly	219	2014-15	6.	Joe Olsen	148	2005-06	6.	Tim Foley	157	1994-95
7.	Russell John	218	1990-91	7.	Robert Robinson	142	1989-90	7.	Mark Coppola	154	2013-14
8.	Torrence Dyck	217	2015-16	8.	Monty Montgomery	140	2000-01	8.	Steve Chandler	152	2003-04
9.	Robert Robinson	205	1989-90	9.	Jonathan Walker	139	2002-03	9.	Steve Chandler	147	2002-03
10.	Gerald Beverly	200	2013-14	10.	Jonathan Walker	134	2001-02	10.	Russell John	139	1991-92
FIELD GOAL % (min. 150 made)				FREE THROW % (min. 100 made)				STEALS			
1.	S. Van Duluitgaarden	.661	1991-92	1.	David Skolen	.850	1989-90	1.	Derrick Henry	74	1988-89
2.	Andrew Sischo	.645	2019-20	2.	Todd Zielinski	.850	1996-97	2.	Russell John	73	1990-91
3.	Chris Lewis	.624	1989-90	3.	Kevin Lange	.844	2002-03	3.	Breon Harris	70	2017-18
4.	Brian Harmon	.610	1986-87	4.	Robert Robinson	.827	1991-92	4.	Casey Sheehan	68	2012-13
5.	Gerald Beverly	.607	2014-15	5.	David Skolen	.823	1988-89	5.	Devon Dawson	67	2007-08
6.	Brian Pettit	.605	1998-99	6.	Mark Rouse	.806	2001-02	6.	Anibal Soler	66	1999-00
7.	Chris Lewis	.603	1988-89	7.	Monty Montgomery	.790	1997-98	7.	Eder Joseph	62	1999-00
8.	Gerald Beverly	.597	2012-13	8.	Robert Robinson	.789	1989-90	8.	Jorge Ebanks	61	2009-10
9.	Andrew Sischo	.586	2018-19	9.	Brian Montanaro	.783	2005-06	9.	Dewan Stroud	60	2006-07
10.	Darnell Jackson	.576	2003-04	10.	Monty Montgomery	.782	2000-01	10.	Therreon Blackwell	59	2004-05
	Ajay Rutledge	.576	2008-09						Rob Robinson	59	1990-91
									Breon Harris	59	2019-20
								BLOCKS			
				1.	Ron Wright	119	2005-06	1.	Ron Wright	119	2005-06
				2.	Ron Wright	114	2004-05	2.	Ron Wright	114	2004-05
				3.	Gerald Beverly	111	2013-14	3.	Gerald Beverly	111	2013-14
				4.	Gerald Beverly	110	2014-15	4.	Gerald Beverly	110	2014-15
				5.	Gerald Beverly	59	2012-13	5.	Gerald Beverly	59	2012-13
				6.	Brian Pettit	55	1998-99	6.	Brian Pettit	55	1998-99
				7.	Mario Torres	54	1992-93	7.	Mario Torres	54	1992-93
				8.	Brian Pettit	52	1996-97	8.	Brian Pettit	52	1996-97
				9.	Gerald Beverly	50	2011-12	9.	Gerald Beverly	50	2011-12
				10.	Ralph Henderson	49	1986-87	10.	Ralph Henderson	49	1986-87



Gerald Beverly



David Skolen

## CAREER RECORDS

## POINTS (1,000-Point Club)

1.	Andrew Sisco	2,169	2017-Pr.
2.	Robert Robinson	1,962	1988-92
3.	Brian Montanaro	1,920	2002-06
4.	David Skolen	1,876	1986-90
5.	M. Montgomery	1,814	1996-01
6.	Gerald Beverly	1,799	2011-15
7.	Alex Nwora	1,514	1989-93
8.	Casey Sheehan	1,505	2010-14
9.	Jeff Redband	1,422	2016-20
10.	Brian Pettit	1,414	1994-99
11.	Rob Lange	1,330	1992-96
12.	Devon Dawson	1,310	2007-12
13.	Kharmen Wingard	1,281	2002-05
14.	Jim Regan	1,241	2009-13
15.	Mark Rouse	1,172	1998-02
16.	Kevin Lange	1,152	1999-03
17.	Chris Moore	1,126	1996-00
18.	Chris Lewis	1,105	1988-90
19.	Jordan Greene	1,090	2011-15
20.	Danny McCabe	1,078	1884-98
21.	Jay Sarkis	1,070	2015-20
22.	Therreon Blackwell	1,069	2002-06
23.	Russell John	1,061	1990-92
24.	Torrence Dyck	1,056	2014-16
25.	Deion Hamilton	1,029	2015-19
26.	Ralph Henderson	1,015	1986-88
27.	Breon Harris	1,012	2016-20

## POINTS PER GAME

1.	Andrew Sisco	21.3	2017-Pr.
2.	Torrence Dyck	20.7	2014-16
3.	Chris Lewis	18.4	1988-90
4.	Robert Robinson	17.8	1988-92
5.	Russell John	17.4	1990-92
6.	Dewan Stroud	16.8	2006-08
7.	David Skolen	16.5	1986-90
8.	Monty Montgomery	16.2	1996-01
9.	Jonathan Walker	15.3	2001-03
10.	Dom Mazzocchi	15.2	2010-12

## FIELD GOALS

1.	Andrew Sisco	861	2019-20
2.	David Skolen	687	1986-90
3.	Gerald Beverly	669	2011-15
4.	Brian Montanaro	656	2002-06
5.	Monty Montgomery	656	1996-01
6.	Robert Robinson	640	1988-92
7.	Casey Sheehan	544	2010-14
8.	Alex Nwora	532	1989-93
9.	Brian Pettit	519	1994-99
10.	Jim Regan	477	2009-13



Brian Montanaro

## FIELD GOAL % (MIN. 150 MADE)

1.	Chris Lewis	.615	1988-90
2.	Andrew Sisco	.608	2017-Pr.
3.	S. Van Duluitgaarden	.606	1990-92
4.	Gerald Beverly	.583	2011-15
5.	Kadeem Johnson	.581	2010-14
6.	Steve Chandler	.568	2002-04
7.	Joe Olsen	.559	2004-06
8.	Darnell Jackson	.554	2003-05
9.	Ralph Henderson	.549	1986-88
10.	Brian Pettit	.543	1994-99

## THREE-POINT FIELD GOALS

1.	Jeff Redband	316	2016-20
2.	Brian Montanaro	288	2002-06
3.	David Skolen	279	1986-90
4.	Kharmen Wingard	237	2002-05
5.	Jordan Greene	201	2011-15
6.	Jay Sarkis	200	2015-20
7.	Mark Rouse	183	1998-02
8.	Kevin Lange	169	1999-03
9.	Casey Sheehan	147	2010-14
10.	Russell John	143	1990-92

## THREE-POINT % (min. 50 made)

1.	David Skolen	.487	1986-90
2.	Jesse Lalka	.463	2013-17
3.	Jeff Redband	.438	2016-20
4.	Robert Robinson	.433	1988-92
5.	Jay Sarkis	.429	2015-20
6.	Pete Loney	.426	2007-09
7.	Adrian Baugh	.424	1999-01
8.	Brian Montanaro	.418	2002-06
9.	Kyle Clifford	.415	2013-15
10.	Donjuan Tyson	.403	2006-07

## FREE THROWS

1.	Robert Robinson	630	1988-92
2.	Gerald Beverly	459	2011-15
3.	Alex Nwora	441	1989-93
4.	Monty Montgomery	427	1996-01
5.	Andrew Sisco	423	2017-Pr.
6.	Brian Pettit	373	1994-99
7.	Rob Lange	366	1992-96
8.	Brian Montanaro	320	2002-06
9.	Devon Dawson	275	2007-12
10.	Jonathan Walker	273	2001-03

## FREE THROW % (min. 100 made)

1.	Jeff Redband	.880	2016-20
2.	David Skolen	.826	1986-90
3.	Arif Mehmetaj	.806	2014-17
4.	Jay Sarkis	.795	2015-20
5.	Robert Robinson	.788	1988-92
6.	Mark Rouse	.788	1998-02
7.	Brian Montanaro	.786	2002-06
8.	Jaleo Wilkes	.773	2015-17
9.	Jeff Eaddy	.768	1986-90
10.	Monty Montgomery	.757	1996-01

## REBOUNDS

1.	Alex Nwora	1,103	1989-93
2.	Andrew Sisco	1,072	2017-Pr.
3.	Gerald Beverly	1,004	2011-15
4.	Brian Pettit	991	1994-99
5.	Monty Montgomery	806	1996-01
6.	Jim Regan	587	2009-13
7.	Devon Dawson	585	2007-12
8.	Danny McCabe	570	1994-98
9.	Eder Joseph	542	1997-00
10.	Mario Torres	537	1990-94

## REBOUNDS PER GAME

1.	Andrew Sisco	10.5	2017-Pr.
2.	Alex Nwora	9.3	1989-93
3.	Brian Pettit	8.7	1994-99
4.	Chris Lewis	8.5	1988-90
5.	Gerald Beverly	8.4	2011-15
6.	Steve Chandler	7.4	2002-04
7.	Monty Montgomery	7.2	1996-01
8.	Eder Joseph	6.7	1997-00
9.	Mario Torres	6.5	1990-94
10.	Jonathan Walker	6.5	2001-03

## ASSISTS

1.	Mark Coppola	623	2010-14
2.	Robert Robinson	503	1988-92
3.	Casey Sheehan	470	2010-14
4.	Therreon Blackwell	438	2002-06
5.	Jay Sarkis	336	2015-20
6.	Tim Foley	334	1990-95
7.	Mark Rouse	320	1998-02
8.	Anibal Soler	304	1997-00
9.	Steve Chandler	299	2002-04
10.	David Skolen	293	1986-90

## STEALS

1.	Devon Dawson	198	2007-12
2.	Therreon Blackwell	185	2002-06
3.	Casey Sheehan	185	2010-14
4.	Breon Harris	185	2016-20
5.	Mark Coppola	168	2010-14
6.	Anibal Soler	165	1996-00
7.	Robert Robinson	161	1988-92
8.	Brian Montanaro	161	2002-06
9.	Alex Nwora	154	1989-93
10.	Monty Montgomery	135	1996-01
11.	Mark Rouse	135	1998-02

## BLOCKS

1.	Gerald Beverly	330	2011-15
2.	Ron Wright	233	2004-06
3.	Brian Pettit	144	1994-99
4.	Jim Regan	117	2009-13
5.	Mario Torres	102	1990-94
6.	Jeff Redband	101	2016-20
7.	Andrew Sisco	100	2017-Pr.
8.	Kevin Lange	81	1999-03
9.	Ralph Henderson	79	1986-88
10.	Garyce Hervey	78	1998-00

## SINGLE GAME RECORDS

## POINTS

1.	Andrew Sischo	47	vs. Queens (N.Y.)	03/04/20
----	---------------	----	-------------------	----------

## REBOUNDS

1.	Jim Chapman	25	vs. New Jersey Inst. Of Tech.	11/26/88
----	-------------	----	-------------------------------	----------

## ASSISTS

1.	Robert Robinson	18	vs. Windsor	11/10/90
----	-----------------	----	-------------	----------

## BLOCKED SHOTS

1.	Gerald Beverly	12	vs. St. Thomas (Fla.)	12/17/14
----	----------------	----	-----------------------	----------

## STEALS

1.	Derrick Henry	8	vs. SUNY Cortland	01/07/89
----	---------------	---	-------------------	----------

## FIELD GOALS MADE

1.	Andrew Sischo	19	vs. Queens (N.Y.)	03/04/20
----	---------------	----	-------------------	----------

## FIELD GOALS ATTEMPTED

1.	Russell John	32	vs. Ramapo	11/16/90
----	--------------	----	------------	----------

## FREE THROWS MADE

1.	Robert Robinson	21	vs. Point Park	02/02/91
----	-----------------	----	----------------	----------

## FREE THROWS ATTEMPTED

1.	Robert Robinson	24	vs. Point Park	02/02/91
----	-----------------	----	----------------	----------

## 3-POINT FIELD GOALS MADE

1.	David Skolen	12	vs. Waynesburg	11/15/89
----	--------------	----	----------------	----------

## 3-POINT FIELD GOALS ATTEMPTED

1.	David Skolen	18	vs. Waynesburg	11/15/89
----	--------------	----	----------------	----------


## ➤ COACHING HISTORY (modern era, 1986-present)

## CHRONOLOGICALLY


COACH	SEASONS	YRS	W-L	PCT
KEN POPE	1986-87	1	13-13	.500
NATE BLISS	1987-88	1	3-11	.214
LARRY MARCINIAK	1987-88	-	0-1	.000
RICH JACOB	1988-89	2	19-23	.452
DON SILVERI	1989-14	25	414-344	.546
MIKE MACDONALD	2014-PR.	7	138-56	.711

## BY WINS

COACH	SEASONS	YRS	W-L	PCT
DON SILVERI	1989-14	25	414-344	.546
MIKE MACDONALD	2014-PR.	7	138-56	.711
RICH JACOB	1988-89	2	19-23	.452
KEN POPE	1986-87	1	13-13	.500
NATE BLISS	1987-88	1	3-11	.214
LARRY MARCINIAK	1987-88	-	0-1	.000



Alex Nwora



Robert Robinson

**SINGLE GAME RECORDS – INDIVIDUAL – NCAA ERA (2015-present)****POINTS**

1. Andrew Sischo	47	vs. Queens (N.Y.)	03/04/20
------------------	----	-------------------	----------

**REBOUNDS**

1. Andrew Sischo	23	vs. Molloy	02/16/18
------------------	----	------------	----------

**ASSISTS**

1. Jay Sarkis	11	vs. Queens (N.Y.)	01/21/18
---------------	----	-------------------	----------

**BLOCKED SHOTS**

1. Arif Mehmetaj	6	vs. Mercy	01/28/17
------------------	---	-----------	----------

**STEALS**

1. Breon Harris	7	vs. LIU Post	01/12/18
-----------------	---	--------------	----------

**FIELD GOALS MADE**

1. Andrew Sischo	19	vs. Queens (N.Y.)	03/04/20
------------------	----	-------------------	----------

**FIELD GOALS ATTEMPTED**

1. Andrew Sischo	29	vs. Queens (N.Y.)	03/04/20
------------------	----	-------------------	----------

**FREE THROWS MADE**

1. Jaleo Wilkes	14	vs. Mercyhurst	11/27/16
-----------------	----	----------------	----------

**FREE THROWS ATTEMPTED**

1. Jaleo Wilkes	15	vs. Mercyhurst	11/27/16
-----------------	----	----------------	----------

Andrew Sischo	15	vs. Molloy	02/16/18
---------------	----	------------	----------

**3-POINT FIELD GOALS MADE**

1. Jeff Redband	7	vs. LIU Post	02/15/19
-----------------	---	--------------	----------

Jeff Redband	7	vs. U. Sciences	11/30/19
--------------	---	-----------------	----------

Jeff Redband	7	vs. Roberts Wesleyan	02/01/20
--------------	---	----------------------	----------

Jeff Redband	7	vs. Bridgeport	02/07/20
--------------	---	----------------	----------

**3-POINT FIELD GOALS ATTEMPTED**

1. Jeff Redband	13	vs. LIU Post	02/23/18
-----------------	----	--------------	----------

**SINGLE GAME RECORDS – INDIVIDUAL – EAST COAST CONFERENCE GAMES (2013-present)****POINTS**

1. Andrew Sischo	42	vs. Roberts Wesleyan	02/08/21
------------------	----	----------------------	----------

**REBOUNDS**

1. Andrew Sischo	23	vs. Molloy	02/16/18
------------------	----	------------	----------

**ASSISTS**

1. Jay Sarkis	11	vs. Queens (N.Y.)	01/21/18
---------------	----	-------------------	----------

**BLOCKED SHOTS**

1. Gerald Beverly	11	vs. Mercy	01/06/14
-------------------	----	-----------	----------

**STEALS**

1. Breon Harris	7	vs. LIU Post	01/12/18
-----------------	---	--------------	----------

**FIELD GOALS MADE**

1. Andrew Sischo	16	vs. Molloy	02/08/19
------------------	----	------------	----------

Andrew Sischo	16	vs. Roberts Wesleyan	02/08/21
---------------	----	----------------------	----------

**FIELD GOALS ATTEMPTED**

1. Andrew Sischo	26	vs. Molloy	02/08/19
------------------	----	------------	----------

**FREE THROWS MADE**

1. Casey Sheehan	14	vs. Dowling	02/21/14
------------------	----	-------------	----------

Gerald Beverly	14	vs. Bridgeport	01/10/15
----------------	----	----------------	----------

Gerald Beverly	14	vs. Mercy	02/21/15
----------------	----	-----------	----------

**FREE THROWS ATTEMPTED**

1. Casey Sheehan	20	vs. Dowling	02/21/14
------------------	----	-------------	----------

**3-POINT FIELD GOALS MADE**

1. Jeff Redband	7	vs. LIU Post	02/15/19
-----------------	---	--------------	----------

Jeff Redband	7	vs. Roberts Wesleyan	02/01/20
--------------	---	----------------------	----------

Jeff Redband	7	vs. Bridgeport	02/07/20
--------------	---	----------------	----------

**3-POINT FIELD GOALS ATTEMPTED**

1. Jordan Greene	13	vs. Dowling	01/17/14
------------------	----	-------------	----------

Jeff Redband	13	vs. LIU Post	02/23/18
--------------	----	--------------	----------



Jeff Redband



Casey Sheehan





**SINGLE GAME RECORDS – TEAM – NCAA ERA (2015-present)**

<b>POINTS</b>	109	vs. Wilmington (Del.)	11/13/15
<b>VICTORY MARGIN</b>	45	vs. LIU Post	02/15/19
<b>REBOUNDS</b>	57	vs. D'Youville	02/10/19
<b>OFFENSIVE REBOUNDS</b>	23	vs. Molloy	02/08/19
<b>DEFENSIVE REBOUNDS</b>	40	vs. Dowling	12/18/15
	40	vs. Felician	11/08/19
	40	vs. Mercy	12/13/19
	40	vs. D'Youville	02/10/21
<b>ASSISTS</b>	27	vs. LIU Post	12/14/18
	27	vs. LIU Post	02/15/19
<b>BLOCKS</b>	9	vs. Lake Erie	11/26/18
<b>STEALS</b>	15	vs. Molloy	02/28/20
<b>FIELD GOALS</b>	41	vs. LIU Post	12/14/18
<b>FIELD GOALS ATTEMPTED</b>	81	vs. Molloy	02/16/18
<b>FIELD GOAL PERCENTAGE</b>	.633	vs. Dist. Columbia	01/21/17
<b>3-POINT FIELD GOALS</b>	19	vs. LIU Post	02/15/19
<b>3-POINT ATTEMPTED</b>	40	vs. LIU Post	11/30/16
<b>3-POINT PERCENTAGE</b>	.619	vs. Dist. Columbia	01/21/17
<b>FREE THROWS</b>	42	vs. Queens (N.Y.)	01/24/16
<b>FREE THROWS ATTEMPTED</b>	51	vs. Queens (N.Y.)	01/24/16
<b>FREE THROW PERCENTAGE</b>	1.000	vs. Bridgeport	02/07/20
	1.000	vs. Le Moyne	11/19/19

**SINGLE GAME RECORDS – TEAM – EAST COAST CONFERENCE GAMES (2013-present)**

<b>POINTS</b>	111	vs. Molloy	02/07/14
<b>VICTORY MARGIN</b>	55	vs. Dist. Columbia	01/12/14
<b>REBOUNDS</b>	57	vs. D'Youville	02/10/21
<b>OFFENSIVE REBOUNDS</b>	23	vs. Molloy	02/08/19
<b>DEFENSIVE REBOUNDS</b>	41	vs. Roberts Wesleyan	01/20/15
<b>ASSISTS</b>	27	vs. LIU Post	12/14/18
	27	vs. LIU Post	02/15/19
<b>BLOCKS</b>	15	vs. St. Thomas Aquinas	01/24/14
<b>STEALS</b>	15	vs. Molloy	02/28/20
<b>FIELD GOALS</b>	42	vs. Dist. Columbia	02/06/16
<b>FIELD GOALS ATTEMPTED</b>	81	vs. Molloy	02/16/18
<b>FIELD GOAL PERCENTAGE</b>	.633	vs. Dist. Columbia	01/21/17
<b>3-POINT FIELD GOALS</b>	19	vs. LIU Post	02/15/19
<b>3-POINT ATTEMPTED</b>	40	vs. LIU Post	11/30/16
<b>3-POINT PERCENTAGE</b>	.619	vs. Dist. Columbia	01/21/17
<b>FREE THROWS</b>	42	vs. Queens (N.Y.)	01/24/16
<b>FREE THROWS ATTEMPTED</b>	51	vs. Queens (N.Y.)	01/24/16
<b>FREE THROW PERCENTAGE</b>	1.000	vs. Bridgeport	02/14/15
	1.000	vs. Bridgeport	02/07/20



2015-16 Team - 1st Year Full NCAA Division II



2018-19 Team - 1st NCAA Tournament





# 2020-21 Daemen Men's Basketball Combined Team Statistics All games

Page 1/1  
as of Mar 15, 2021

## Game Records

Record	Overall	Home	Away	Neutral
ALL GAMES	9-5	5-1	3-4	1-0
CONFERENCE	7-2	4-0	3-2	0-0
NON-CONFERENCE	2-3	1-1	0-2	1-0

## Score by Periods

Team	1st	2nd	OT	TOT
Daemen	528	548	13	1156
Opponents	424	517	10	1046

## Team Box Score

No.	Player				Total		3-Point		F-Throw		Rebounds											
		GP-GS	MIN	AVG	FG-FGA	FG%	3FG-FGA	3FG%	FT-FTA	FT%	OFF	DEF	TOT	AVG	PF	DQ	A	TO	BLK	STL	PTS	AVG
22	SISCHO, Andrew	13-13	448:52	34.5	139-219	.635	4-16	.250	67-96	.698	61	105	166	12.8	43	2	19	49	12	6	349	26.8
2	FASOYIRO, Sean	14-14	461:32	33.0	65-137	.474	22-62	.355	43-59	.729	21	80	101	7.2	35	1	56	46	9	22	195	13.9
30	MASON, Andrew	14-14	475:01	33.9	61-111	.550	34-72	.472	31-40	.775	15	79	94	6.7	24	0	49	24	2	12	187	13.4
4	HARRIS, Kyle	14-12	444:05	31.7	56-143	.392	32-88	.364	23-25	.920	12	44	56	4.0	24	0	44	22	2	5	167	11.9
5	SALZBERG, Ryan	14-10	400:37	28.6	42-104	.404	25-69	.362	14-20	.700	5	28	33	2.4	27	0	33	27	1	6	123	8.8
23	HEMPHILL, Justin	6-1	78:26	13.1	9-18	.500	0-0	.000	5-7	.714	7	6	13	2.2	11	0	5	5	6	5	23	3.8
20	JOHNSON, Juston	12-6	208:15	17.4	13-36	.361	7-19	.368	9-12	.750	3	12	15	1.3	24	1	21	21	1	12	42	3.5
14	HINES, Da'Shawn	11-0	80:09	7.3	7-15	.467	7-13	.538	1-2	.500	1	2	3	0.3	1	0	3	4	0	2	22	2.0
3	HIND, Tyler	14-0	120:10	8.6	9-24	.375	6-20	.300	2-3	.667	1	8	9	0.6	18	0	8	4	0	3	26	1.9
24	BASDEN, Ziv	14-0	72:15	5.2	6-15	.400	0-0	.000	3-7	.429	6	11	17	1.2	12	1	2	5	0	2	15	1.1
21	OSORIO, Sayeed	7-0	10:50	1.5	3-10	.300	0-3	.000	0-1	.000	2	4	6	0.9	1	0	0	1	0	0	6	0.9
10	ARNOLD, Tony	5-0	24:48	5.0	0-6	.000	0-0	.000	1-2	.500	0	4	4	0.8	3	0	5	3	0	1	1	0.2
Team											22	21	43					2				
Total		14	2825		410-838	.489	137-362	.378	199-274	.726	156	404	560	40.0	223	5	245	213	33	76	1156	82.6
Opponents		14	2825		406-906	.448	110-329	.334	124-189	.656	129	314	443	31.6	260	7	189	165	34	99	1046	74.7

## Team Statistics

	DAEMEN	OPP
<b>Scoring</b>	<b>1156</b>	<b>1046</b>
Points per game	82.6	74.7
Scoring margin	+7.9	-
<b>Field goals-att</b>	<b>410-838</b>	<b>406-906</b>
Field goal pct	.489	.448
<b>3 point fg-att</b>	<b>137-362</b>	<b>110-329</b>
3-point FG pct	.378	.334
3-pt FG made per game	9.8	7.9
<b>Free throws-att</b>	<b>199-274</b>	<b>124-189</b>
Free throw pct	.726	.656
F-Throws made per game	14.2	8.9
<b>Rebounds</b>	<b>560</b>	<b>443</b>
Rebounds per game	40.0	31.6
Rebounding margin	+8.4	-
<b>Assists</b>	<b>245</b>	<b>189</b>
Assists per game	17.5	13.5
<b>Turnovers</b>	<b>213</b>	<b>165</b>
Turnovers per game	15.2	11.8
Turnover margin	-3.4	-
Assist/turnover ratio	1.2	1.1
<b>Steals</b>	<b>76</b>	<b>99</b>
Steals per game	5.4	7.1
<b>Blocks</b>	<b>33</b>	<b>34</b>
Blocks per game	2.4	2.4
<b>Winning streak</b>	<b>1</b>	<b>-</b>
Home win streak	5	-
<b>Attendance</b>	<b>0</b>	<b>55</b>
Home games-Avg/Game	6-0	7-8
Neutral site-Avg/Game	-	1-0

## Team Results

Date	Opponent		Score	Att.
01/29/2021	Gannon	L	73-76	0
01/31/2021	at Gannon	L	67-95	55
02/08/2021	at Roberts Wesleyan	W	93-86	0
02/10/2021	D'Youville	W	102-77	0
02/11/2021	at Roberts Wesleyan	L	75-80	0
02/15/2021	at D'Youville	W	103-69	0
02/17/2021	Roberts Wesleyan	W	85-69	0
02/20/2021	Mercy	W	82-51	0
02/24/2021	D'Youville	W	98-67	0
02/27/2021	at St. Thomas Aquinas	Wot	84-81	0
02/28/2021	at St. Thomas Aquinas	L	68-71	0
03/05/2021	Roberts Wesleyan	W	78-72	0
03/07/2021	at St. Thomas Aquinas	L	67-83	0
03/14/2021	vs Bloomfield	W	81-69	0



**2020-21 Daemen Men's Basketball  
Team Game-by-Game  
All games**

Page 1/1  
as of Mar 15, 2021

				Total		3-Pointers		Free throws		Rebounds											
Opponent	Date	Score		FG-FGA	PCT	3FG-FGA	PCT	FT-FTA	PCT	OFF	DEF	TOT	AVG	PF	A	TO	BLK	STL	PTS	AVG	
Gannon	01/29/2021	73-76	L	26-59	.441	7-22	.318	14-25	.560	14	26	40	40.0	21	16	15	3	2	73	73.0	
at Gannon	01/31/2021	67-95	L	22-51	.431	5-19	.263	18-23	.783	5	15	20	30.0	16	15	11	2	6	67	70.0	
at Roberts Wesleyan	02/08/2021	93-86	W	31-66	.470	6-21	.286	25-28	.893	15	35	50	36.7	25	17	22	1	9	93	77.7	
D'Youville	02/10/2021	102-77	W	35-79	.443	11-38	.289	21-25	.840	17	40	57	41.8	17	24	8	5	5	102	83.8	
at Roberts Wesleyan	02/11/2021	75-80	L	30-57	.526	10-26	.385	5-9	.556	11	20	31	39.6	19	17	19	1	5	75	82.0	
at D'Youville	02/15/2021	103-69	W	33-65	.508	17-34	.500	20-25	.800	14	29	43	40.2	17	21	11	1	10	103	85.5	
Roberts Wesleyan	02/17/2021	85-69	W	30-66	.455	12-24	.500	13-23	.565	19	29	48	41.3	14	18	9	2	4	85	85.4	
Mercy	02/20/2021	82-51	W	30-58	.517	14-33	.424	8-9	.889	9	28	37	40.8	9	17	10	1	4	82	85.0	
D'Youville	02/24/2021	98-67	W	37-68	.544	7-26	.269	17-22	.773	11	35	46	41.3	15	18	12	6	9	98	86.4	
at St. Thomas Aquinas	02/27/2021	84-81	Wot	31-61	.508	12-30	.400	10-15	.667	9	32	41	41.3	13	21	23	6	5	84	86.2	
at St. Thomas Aquinas	02/28/2021	68-71	L	27-51	.529	10-27	.370	4-8	.500	7	31	38	41.0	13	17	21	1	2	68	84.5	
Roberts Wesleyan	03/05/2021	78-72	W	24-52	.462	9-24	.375	21-30	.700	10	29	39	40.8	19	14	16	1	4	78	84.0	
at St. Thomas Aquinas	03/07/2021	67-83	L	25-50	.500	8-17	.471	9-14	.643	8	24	32	40.2	12	13	17	2	6	67	82.7	
vs Bloomfield	03/14/2021	81-69	W	29-55	.527	9-21	.429	14-18	.778	7	31	38	40.0	13	17	19	1	5	81	82.6	
Total		1156		410-838	.489	137-362	.378	199-274	.726	156	404	560	40.0	223	245	213	33	76	1156	82.6	
Opponents		1046		406-906	.448	110-329	.334	124-189	.656	129	314	443	31.6	260	189	165	34	99	1046	74.7	

**Daemen Averages**

Games Played	Points/game	FG Pct	3FG Pct	FT Pct	Rebounds/game	Assists/game	Turnovers/game	Assist/Turnover ratio	Steals/game	Blocks/game
14	82.6	48.9	37.8	72.6	40.0	17.5	15.2	1.2	5.4	2.4



2020-21 Daemen Men's Basketball  
Team High/Low Analysis  
All games

Page 1/4  
as of Mar 15, 2021

Daemen - Game Highs

POINTS	103		at D'Youville (02/15/2021)
	102		D'Youville (02/10/2021)
	98		D'Youville (02/24/2021)
	93		at Roberts Wesleyan (02/08/2021)
	85		Roberts Wesleyan (02/17/2021)
FIELD GOALS MADE	37		D'Youville (02/24/2021)
	35		D'Youville (02/10/2021)
FIELD GOAL ATTEMPTS	79		D'Youville (02/10/2021)
	68		D'Youville (02/24/2021)
FIELD GOAL PERCENTAGE	.544	(37-68)	D'Youville (02/24/2021)
	.529	(27-51)	at St. Thomas Aquinas (02/28/2021)
3 PT FG MADE	17		at D'Youville (02/15/2021)
	14		Mercy (02/20/2021)
3 PT FG ATTEMPTS	38		D'Youville (02/10/2021)
	34		at D'Youville (02/15/2021)
3 PT FG PERCENTAGE	.500	(17-34)	at D'Youville (02/15/2021)
	.500	(12-24)	Roberts Wesleyan (02/17/2021)
FREE THROWS MADE	25		at Roberts Wesleyan (02/08/2021)
	21		Roberts Wesleyan (03/05/2021)
	21		D'Youville (02/10/2021)
FREE THROW ATTEMPTS	30		Roberts Wesleyan (03/05/2021)
	28		at Roberts Wesleyan (02/08/2021)
FREE THROW PERCENTAGE	.893	(25-28)	at Roberts Wesleyan (02/08/2021)
	.889	(8-9)	Mercy (02/20/2021)
REBOUNDS	57		D'Youville (02/10/2021)
	50		at Roberts Wesleyan (02/08/2021)
ASSISTS	24		D'Youville (02/10/2021)
	21		at St. Thomas Aquinas (02/27/2021)
	21		at D'Youville (02/15/2021)
STEALS	10		at D'Youville (02/15/2021)
	9		D'Youville (02/24/2021)
	9		at Roberts Wesleyan (02/08/2021)
BLOCKED SHOTS	6		at St. Thomas Aquinas (02/27/2021)
	6		D'Youville (02/24/2021)
TURNOVERS	23		at St. Thomas Aquinas (02/27/2021)
	22		at Roberts Wesleyan (02/08/2021)
FOULS	25		at Roberts Wesleyan (02/08/2021)
	21		Gannon (01/29/2021)





**2020-21 Daemen Men's Basketball  
Team High/Low Analysis  
All games**

Page 2/4  
as of Mar 15, 2021

**Opponent - Game Highs**

<b>POINTS</b>	95		at Gannon (01/31/2021)
	86		at Roberts Wesleyan (02/08/2021)
	83		at St. Thomas Aquinas (03/07/2021)
	81		at St. Thomas Aquinas (02/27/2021)
	80		at Roberts Wesleyan (02/11/2021)
<b>FIELD GOALS MADE</b>	35		at St. Thomas Aquinas (02/27/2021)
	34		at Gannon (01/31/2021)
<b>FIELD GOAL ATTEMPTS</b>	80		at Roberts Wesleyan (02/08/2021)
	73		at St. Thomas Aquinas (02/27/2021)
<b>FIELD GOAL PERCENTAGE</b>	.596	(34-57)	at Gannon (01/31/2021)
	.545	(30-55)	at Roberts Wesleyan (02/11/2021)
<b>3 PT FG MADE</b>	15		at Gannon (01/31/2021)
	11		at St. Thomas Aquinas (03/07/2021)
	11		Roberts Wesleyan (02/17/2021)
	11		Gannon (01/29/2021)
<b>3 PT FG ATTEMPTS</b>	31		at Roberts Wesleyan (02/08/2021)
	28		vs Bloomfield (N) (03/14/2021)
	28		at St. Thomas Aquinas (03/07/2021)
<b>3 PT FG PERCENTAGE</b>	.600	(15-25)	at Gannon (01/31/2021)
	.458	(11-24)	Roberts Wesleyan (02/17/2021)
<b>FREE THROWS MADE</b>	16		at Roberts Wesleyan (02/08/2021)
	13		at Roberts Wesleyan (02/11/2021)
<b>FREE THROW ATTEMPTS</b>	20		at Roberts Wesleyan (02/08/2021)
	18		Roberts Wesleyan (03/05/2021)
	18		D'Youville (02/24/2021)
	18		D'Youville (02/10/2021)
<b>FREE THROW PERCENTAGE</b>	.857	(12-14)	at Gannon (01/31/2021)
	.857	(6-7)	Roberts Wesleyan (02/17/2021)
<b>REBOUNDS</b>	38		D'Youville (02/24/2021)
	37		at Roberts Wesleyan (02/08/2021)
<b>ASSISTS</b>	28		at Gannon (01/31/2021)
	18		at St. Thomas Aquinas (03/07/2021)
<b>STEALS</b>	15		vs Bloomfield (N) (03/14/2021)
	11		at St. Thomas Aquinas (02/28/2021)
<b>BLOCKED SHOTS</b>	8		at Roberts Wesleyan (02/08/2021)
	5		Roberts Wesleyan (02/17/2021)
<b>TURNOVERS</b>	16		at D'Youville (02/15/2021)
	16		at Gannon (01/31/2021)
<b>FOULS</b>	27		Gannon (01/29/2021)
	24		Roberts Wesleyan (03/05/2021)



**2020-21 Daemen Men's Basketball  
Team High/Low Analysis  
All games**

Page 3/4  
as of Mar 15, 2021

**Daemen - Game Lows**

<b>POINTS</b>	67		at St. Thomas Aquinas (03/07/2021)
	67		at Gannon (01/31/2021)
	68		at St. Thomas Aquinas (02/28/2021)
	73		Gannon (01/29/2021)
	75		at Roberts Wesleyan (02/11/2021)
<b>FIELD GOALS MADE</b>	22		at Gannon (01/31/2021)
	24		Roberts Wesleyan (03/05/2021)
<b>FIELD GOAL ATTEMPTS</b>	50		at St. Thomas Aquinas (03/07/2021)
	51		at St. Thomas Aquinas (02/28/2021)
	51		at Gannon (01/31/2021)
<b>FIELD GOAL PERCENTAGE</b>	.431	(22-51)	at Gannon (01/31/2021)
	.441	(26-59)	Gannon (01/29/2021)
<b>3 PT FG MADE</b>	5		at Gannon (01/31/2021)
	6		at Roberts Wesleyan (02/08/2021)
<b>3 PT FG ATTEMPTS</b>	17		at St. Thomas Aquinas (03/07/2021)
	19		at Gannon (01/31/2021)
<b>3 PT FG PERCENTAGE</b>	.263	(5-19)	at Gannon (01/31/2021)
	.269	(7-26)	D'Youville (02/24/2021)
<b>FREE THROWS MADE</b>	4		at St. Thomas Aquinas (02/28/2021)
	5		at Roberts Wesleyan (02/11/2021)
<b>FREE THROW ATTEMPTS</b>	8		at St. Thomas Aquinas (02/28/2021)
	9		Mercy (02/20/2021)
	9		at Roberts Wesleyan (02/11/2021)
<b>FREE THROW PERCENTAGE</b>	.500	(4-8)	at St. Thomas Aquinas (02/28/2021)
	.556	(5-9)	at Roberts Wesleyan (02/11/2021)
<b>REBOUNDS</b>	20		at Gannon (01/31/2021)
	31		at Roberts Wesleyan (02/11/2021)
<b>ASSISTS</b>	13		at St. Thomas Aquinas (03/07/2021)
	14		Roberts Wesleyan (03/05/2021)
<b>STEALS</b>	2		at St. Thomas Aquinas (02/28/2021)
	2		Gannon (01/29/2021)
<b>BLOCKED SHOTS</b>	1		vs Bloomfield (N) (03/14/2021)
	1		Roberts Wesleyan (03/05/2021)
	1		at St. Thomas Aquinas (02/28/2021)
	1		Mercy (02/20/2021)
	1		at D'Youville (02/15/2021)
	1		at Roberts Wesleyan (02/11/2021)
	1		at Roberts Wesleyan (02/08/2021)
<b>TURNOVERS</b>	8		D'Youville (02/10/2021)
	9		Roberts Wesleyan (02/17/2021)
<b>FOULS</b>	9		Mercy (02/20/2021)
	12		at St. Thomas Aquinas (03/07/2021)



**2020-21 Daemen Men's Basketball  
Team High/Low Analysis  
All games**

Page 4/4  
as of Mar 15, 2021

**Opponent - Game Lows**

<b>POINTS</b>	51		Mercy (02/20/2021)
	67		D'Youville (02/24/2021)
	69		vs Bloomfield (N) (03/14/2021)
	69		Roberts Wesleyan (02/17/2021)
	69		at D'Youville (02/15/2021)
<b>FIELD GOALS MADE</b>	22		Mercy (02/20/2021)
	26		D'Youville (02/24/2021)
	26		Roberts Wesleyan (02/17/2021)
	26		at D'Youville (02/15/2021)
<b>FIELD GOAL ATTEMPTS</b>	55		at Roberts Wesleyan (02/11/2021)
	57		at Gannon (01/31/2021)
<b>FIELD GOAL PERCENTAGE</b>	.366	(26-71)	D'Youville (02/24/2021)
	.379	(22-58)	Mercy (02/20/2021)
<b>3 PT FG MADE</b>	4		at Roberts Wesleyan (02/08/2021)
	5		Roberts Wesleyan (03/05/2021)
	5		at St. Thomas Aquinas (02/27/2021)
	5		D'Youville (02/24/2021)
	5		Mercy (02/20/2021)
<b>3 PT FG ATTEMPTS</b>	18		at Roberts Wesleyan (02/11/2021)
	19		D'Youville (02/24/2021)
	19		Mercy (02/20/2021)
<b>3 PT FG PERCENTAGE</b>	.129	(4-31)	at Roberts Wesleyan (02/08/2021)
	.217	(5-23)	Roberts Wesleyan (03/05/2021)
<b>FREE THROWS MADE</b>	2		Mercy (02/20/2021)
	4		at St. Thomas Aquinas (02/28/2021)
<b>FREE THROW ATTEMPTS</b>	6		Mercy (02/20/2021)
	7		Roberts Wesleyan (02/17/2021)
<b>FREE THROW PERCENTAGE</b>	.333	(2-6)	Mercy (02/20/2021)
	.364	(4-11)	at St. Thomas Aquinas (02/28/2021)
<b>REBOUNDS</b>	23		at St. Thomas Aquinas (02/28/2021)
	25		at Roberts Wesleyan (02/11/2021)
<b>ASSISTS</b>	7		Mercy (02/20/2021)
	8		at Roberts Wesleyan (02/08/2021)
<b>STEALS</b>	3		Mercy (02/20/2021)
	4		D'Youville (02/24/2021)
	4		at D'Youville (02/15/2021)
	4		D'Youville (02/10/2021)
<b>BLOCKED SHOTS</b>	0		at St. Thomas Aquinas (03/07/2021)
	0		at St. Thomas Aquinas (02/27/2021)
<b>TURNOVERS</b>	4		at St. Thomas Aquinas (02/28/2021)
	8		at St. Thomas Aquinas (03/07/2021)
<b>FOULS</b>	11		at St. Thomas Aquinas (02/28/2021)
	12		Mercy (02/20/2021)



**2020-21 Daemen Men's Basketball**  
**Season/Career Statistics**  
**All games**

Page 1/1  
as of Mar 15, 2021

**Summary**

Player	Season Statistics										Career Statistics									
	GP-GS	MIN/G	FG%	3FG%	FT%	R/G	A/G	STL	BLK	PTS/G	GP-GS	MIN/G	FG%	3FG%	FT%	R/G	A/G	STL	BLK	PTS/G
ARNOLD, Tony	5-0	5.0	.000	.000	.500	0.8	1.0	1	0	0.2	5-0	5.0	.000	.000	.500	0.8	1.0	1	0	0.2
BASDEN, Ziv	14-0	5.2	.400	.000	.429	1.2	0.1	2	0	1.1	44-0	3.4	.614	.000	.500	1.1	0.1	4	1	1.4
FASOYIRO, Sean	14-14	33.0	.474	.355	.729	7.2	4.0	22	9	13.9	14-14	33.0	.474	.355	.729	7.2	4.0	22	9	13.9
HARRIS, Kyle	14-12	31.7	.392	.364	.920	4.0	3.1	5	2	11.9	46-21	22.0	.409	.371	.884	3.2	1.6	14	7	6.7
HEMPHILL, Justin	6-1	13.1	.500	.000	.714	2.2	0.8	5	6	3.8	6-1	13.1	.500	.000	.714	2.2	0.8	5	6	3.8
HIND, Tyler	14-0	8.6	.375	.300	.667	0.6	0.6	3	0	1.9	14-0	8.6	.375	.300	.667	0.6	0.6	3	0	1.9
HINES, Da'Shawn	11-0	7.3	.467	.538	.500	0.3	0.3	2	0	2.0	34-0	3.0	.524	.533	.667	0.1	0.2	4	0	0.9
JOHNSON, Juston	12-6	17.4	.361	.368	.750	1.3	1.8	12	1	3.5	12-6	17.4	.361	.368	.750	1.3	1.8	12	1	3.5
MASON, Andrew	14-14	33.9	.550	.472	.775	6.7	3.5	12	2	13.4	14-14	33.9	.550	.472	.775	6.7	3.5	12	2	13.4
OSORIO, Sayeed	7-0	1.5	.300	.000	.000	0.9	0.0	0	0	0.9	7-0	1.5	.300	.000	.000	0.9	0.0	0	0	0.9
SALZBERG, Ryan	14-10	28.6	.404	.362	.700	2.4	2.4	6	1	8.8	37-10	13.5	.426	.383	.696	1.1	1.1	12	2	4.1
SISCHO, Andrew	13-13	34.5	.635	.250	.698	12.8	1.5	6	12	26.8	102-86	29.8	.608	.343	.713	10.5	1.2	68	100	21.3

**Scoring**

Player	Season Statistics								Career Statistics							
	FG-FGA	FG%	3FG-3FGA	3FG%	FT-FTA	FT%	PTS	PTS/G	FG-FGA	FG%	3FG-3FGA	3FG%	FT-FTA	FT%	PTS	PTS/G
ARNOLD, Tony	0-6	.000	0-0	.000	1-2	.500	1	0.2	0-6	.000	0-0	.000	1-2	.500	1	0.2
BASDEN, Ziv	6-15	.400	0-0	.000	3-7	.429	15	1.1	27-44	.614	0-2	.000	9-18	.500	63	1.4
FASOYIRO, Sean	65-137	.474	22-62	.355	43-59	.729	195	13.9	65-137	.474	22-62	.355	43-59	.729	195	13.9
HARRIS, Kyle	56-143	.392	32-88	.364	23-25	.920	167	11.9	105-257	.409	59-159	.371	38-43	.884	307	6.7
HEMPHILL, Justin	9-18	.500	0-0	.000	5-7	.714	23	3.8	9-18	.500	0-0	.000	5-7	.714	23	3.8
HIND, Tyler	9-24	.375	6-20	.300	2-3	.667	26	1.9	9-24	.375	6-20	.300	2-3	.667	26	1.9
HINES, Da'Shawn	7-15	.467	7-13	.538	1-2	.500	22	2.0	11-21	.524	8-15	.533	2-3	.667	32	0.9
JOHNSON, Juston	13-36	.361	7-19	.368	9-12	.750	42	3.5	13-36	.361	7-19	.368	9-12	.750	42	3.5
MASON, Andrew	61-111	.550	34-72	.472	31-40	.775	187	13.4	61-111	.550	34-72	.472	31-40	.775	187	13.4
OSORIO, Sayeed	3-10	.300	0-3	.000	0-1	.000	6	0.9	3-10	.300	0-3	.000	0-1	.000	6	0.9
SALZBERG, Ryan	42-104	.404	25-69	.362	14-20	.700	123	8.8	52-122	.426	31-81	.383	16-23	.696	151	4.1
SISCHO, Andrew	139-219	.635	4-16	.250	67-96	.698	349	26.8	861-1417	.608	24-70	.343	423-593	.713	2169	21.3

**Totals**

Player	Season Statistics									Career Statistics								
	O-REB	D-REB	TOTAL	PF	FO	A	TO	A/TO		O-REB	D-REB	TOTAL	PF	FO	A	TO	A/TO	
ARNOLD, Tony	0	4	4	3	0	5	3	1.7		0	4	4	3	0	5	3	1.7	
BASDEN, Ziv	6	11	17	12	1	2	5	0.4		19	28	47	25	1	5	12	0.4	
FASOYIRO, Sean	21	80	101	35	1	56	46	1.2		21	80	101	35	1	56	46	1.2	
HARRIS, Kyle	12	44	56	24	0	44	22	2.0		25	120	145	81	1	75	52	1.4	
HEMPHILL, Justin	7	6	13	11	0	5	5	1.0		7	6	13	11	0	5	5	1.0	
HIND, Tyler	1	8	9	18	0	8	4	2.0		1	8	9	18	0	8	4	2.0	
HINES, Da'Shawn	1	2	3	1	0	3	4	0.8		1	3	4	2	0	6	5	1.2	
JOHNSON, Juston	3	12	15	24	1	21	21	1.0		3	12	15	24	1	21	21	1.0	
MASON, Andrew	15	79	94	24	0	49	24	2.0		15	79	94	24	0	49	24	2.0	
OSORIO, Sayeed	2	4	6	1	0	0	1	0.0		2	4	6	1	0	0	1	0.0	
SALZBERG, Ryan	5	28	33	27	0	33	27	1.2		7	35	42	34	0	39	28	1.4	
SISCHO, Andrew	61	105	166	43	2	19	49	0.4		394	677	1071	286	3	126	274	0.5	





**2020-21 Daemen Men's Basketball**  
**Player Highs Analysis**  
**All games**

Page 1/4  
as of Mar 15, 2021

**Daemen - Individual Game Highs**

<b>POINTS</b>	42		Andrew Sischo at Roberts Wesleyan (02/08/2021)
	31		Sean Fasoyiro vs D'Youville (02/24/2021)
	31		Andrew Sischo vs D'Youville (02/10/2021)
	30		Andrew Sischo vs Roberts Wesleyan (02/17/2021)
	30		Andrew Sischo vs Gannon (01/29/2021)
<b>FIELD GOALS MADE</b>	16		Andrew Sischo at Roberts Wesleyan (02/08/2021)
	14		Andrew Sischo vs Gannon (01/29/2021)
<b>FIELD GOAL ATTEMPTS</b>	25		Andrew Sischo at Roberts Wesleyan (02/08/2021)
	24		Andrew Sischo vs Roberts Wesleyan (02/17/2021)
	24		Andrew Sischo vs Gannon (01/29/2021)
<b>FIELD GOAL PERCENTAGE (min 5 made)</b>	1.000	(6-6)	Andrew Mason at St. Thomas Aquinas (03/07/2021)
	.857	(12-14)	Andrew Sischo at St. Thomas Aquinas (02/28/2021)
<b>3 PT FG MADE</b>	5		Andrew Mason at St. Thomas Aquinas (03/07/2021)
	5		Andrew Mason at D'Youville (02/15/2021)
	5		Kyle Harris at D'Youville (02/15/2021)
<b>3 PT FG ATTEMPTS</b>	10		Kyle Harris vs D'Youville (02/10/2021)
	9		Kyle Harris at St. Thomas Aquinas (02/27/2021)
	9		Andrew Mason at D'Youville (02/15/2021)
	9		Kyle Harris at D'Youville (02/15/2021)
<b>3 PT FG PERCENTAGE (min 2 made)</b>	1.000	(5-5)	Andrew Mason at St. Thomas Aquinas (03/07/2021)
	1.000	(2-2)	Juston Johnson vs Bloomfield (N) (03/14/2021)
	1.000	(2-2)	Andrew Sischo at St. Thomas Aquinas (02/27/2021)
	1.000	(2-2)	Juston Johnson at D'Youville (02/15/2021)
<b>FREE THROWS MADE</b>	10		Andrew Sischo at Roberts Wesleyan (02/08/2021)
	9		Andrew Sischo vs D'Youville (02/10/2021)
<b>FREE THROW ATTEMPTS</b>	12		Andrew Sischo vs Roberts Wesleyan (03/05/2021)
	11		Andrew Sischo vs D'Youville (02/10/2021)
	11		Andrew Sischo at Roberts Wesleyan (02/08/2021)
<b>FREE THROW PERCENTAGE (min 3 made)</b>	1.000	(8-8)	Sean Fasoyiro at D'Youville (02/15/2021)
	1.000	(6-6)	Kyle Harris vs Roberts Wesleyan (03/05/2021)
	1.000	(6-6)	Andrew Mason at Roberts Wesleyan (02/08/2021)
	1.000	(5-5)	Sean Fasoyiro vs D'Youville (02/10/2021)
	1.000	(4-4)	Andrew Mason at D'Youville (02/15/2021)
	1.000	(3-3)	Kyle Harris at St. Thomas Aquinas (02/27/2021)
	1.000	(3-3)	Sean Fasoyiro vs D'Youville (02/24/2021)
<b>REBOUNDS</b>	21		Andrew Sischo vs D'Youville (02/10/2021)
	17		Andrew Sischo vs Roberts Wesleyan (02/17/2021)
	17		Andrew Sischo at Roberts Wesleyan (02/08/2021)
<b>ASSISTS</b>	8		Kyle Harris at Roberts Wesleyan (02/08/2021)
	7		Sean Fasoyiro at St. Thomas Aquinas (03/07/2021)
	7		Sean Fasoyiro vs Roberts Wesleyan (02/17/2021)
<b>STEALS</b>	4		Sean Fasoyiro vs D'Youville (02/24/2021)
	3		Juston Johnson vs D'Youville (02/24/2021)
	3		Sean Fasoyiro vs Mercy (02/20/2021)
	3		Andrew Mason at D'Youville (02/15/2021)
	3		Sean Fasoyiro at Roberts Wesleyan (02/08/2021)
	3		Juston Johnson at Gannon (01/31/2021)
<b>BLOCKED SHOTS</b>	3		Andrew Sischo at St. Thomas Aquinas (02/27/2021)
	3		Sean Fasoyiro vs D'Youville (02/24/2021)
<b>TURNOVERS</b>	8		Andrew Sischo vs Roberts Wesleyan (03/05/2021)
	8		Sean Fasoyiro at St. Thomas Aquinas (02/27/2021)



2020-21 Daemen Men's Basketball  
Player Highs Analysis  
All games

Page 2/4  
as of Mar 15, 2021

Daemen - Individual Game Highs

FOULS	5	Sean Fasoyiro vs Roberts Wesleyan (03/05/2021)
	5	Ziv Basden at D'Youville (02/15/2021)
	5	Andrew Sischo at Roberts Wesleyan (02/11/2021)
	5	Juston Johnson at Roberts Wesleyan (02/08/2021)
	5	Andrew Sischo at Roberts Wesleyan (02/08/2021)



**2020-21 Daemen Men's Basketball**  
**Player Highs Analysis**  
**All games**

Page 3/4  
as of Mar 15, 2021

**Opponent - Individual Game Highs**

<b>POINTS</b>	27		Osbel Caraballo at St. Thomas Aquinas (02/27/2021)
	25		Reggie Clark vs Roberts Wesleyan (02/17/2021)
	25		Ike Herster at Gannon (01/31/2021)
	23		Demetre Roberts at St. Thomas Aquinas (03/07/2021)
	22		Reggie Clark at Roberts Wesleyan (02/11/2021)
<b>FIELD GOALS MADE</b>	11		Osbel Caraballo at St. Thomas Aquinas (02/27/2021)
	10		Demetre Roberts at St. Thomas Aquinas (03/07/2021)
<b>FIELD GOAL ATTEMPTS</b>	21		Isaiah Lewis at Roberts Wesleyan (02/08/2021)
	18		Isaiah Sparks vs Bloomfield (N) (03/14/2021)
	18		Isaiah Lewis vs Roberts Wesleyan (03/05/2021)
	18		Grant Singleton at St. Thomas Aquinas (02/28/2021)
	18		Osbel Caraballo at St. Thomas Aquinas (02/27/2021)
<b>FIELD GOAL PERCENTAGE (min 5 made)</b>	.800	(8-10)	Jared Sullivan at D'Youville (02/15/2021)
	.769	(10-13)	Demetre Roberts at St. Thomas Aquinas (03/07/2021)
<b>3 PT FG MADE</b>	6		Chris Clancy at Gannon (01/31/2021)
	5		Isaiah Lewis vs Roberts Wesleyan (02/17/2021)
	5		Grant Beyer vs D'Youville (02/10/2021)
	5		Ike Herster at Gannon (01/31/2021)
<b>3 PT FG ATTEMPTS</b>	10		Grant Beyer vs D'Youville (02/10/2021)
	9		Isaiah Lewis vs Roberts Wesleyan (03/05/2021)
	9		Chris Clancy at Gannon (01/31/2021)
<b>3 PT FG PERCENTAGE (min 2 made)</b>	1.000	(2-2)	Osbel Caraballo at St. Thomas Aquinas (02/27/2021)
	1.000	(2-2)	Alfonso Pickens Jr. at Gannon (01/31/2021)
<b>FREE THROWS MADE</b>	7		Reggie Clark at Roberts Wesleyan (02/08/2021)
	6		Braden Olsen vs Gannon (01/29/2021)
<b>FREE THROW ATTEMPTS</b>	10		Amari Lee vs Roberts Wesleyan (03/05/2021)
	10		Garrian Wade vs D'Youville (02/24/2021)
	10		Braden Olsen vs Gannon (01/29/2021)
<b>FREE THROW PERCENTAGE (min 3 made)</b>	1.000	(4-4)	Ike Herster at Gannon (01/31/2021)
	1.000	(3-3)	Zecaree Veiga at Roberts Wesleyan (02/08/2021)
	1.000	(3-3)	Braden Olsen at Gannon (01/31/2021)
<b>REBOUNDS</b>	13		Reggie Clark vs Roberts Wesleyan (02/17/2021)
	12		Osbel Caraballo at St. Thomas Aquinas (02/27/2021)
<b>ASSISTS</b>	8		Grant Singleton at St. Thomas Aquinas (02/27/2021)
	7		Amani Walker at Gannon (01/31/2021)
	7		Braden Olsen at Gannon (01/31/2021)
	7		Braden Olsen vs Gannon (01/29/2021)
<b>STEALS</b>	5		Tariq McKenith vs Bloomfield (N) (03/14/2021)
	4		Amari Lee vs Roberts Wesleyan (03/05/2021)
	4		Amari Lee at Roberts Wesleyan (02/11/2021)
	4		Isaiah Lewis at Roberts Wesleyan (02/08/2021)
<b>BLOCKED SHOTS</b>	3		Armon Nasser at Roberts Wesleyan (02/08/2021)
	2		Armon Nasser vs Roberts Wesleyan (02/17/2021)
	2		Jared Sullivan vs D'Youville (02/10/2021)
	2		Demani Smith at Roberts Wesleyan (02/08/2021)
	2		Isaiah Lewis at Roberts Wesleyan (02/08/2021)
	2		Ian McNeill at Gannon (01/31/2021)
	2		Ian McNeill vs Gannon (01/29/2021)
<b>TURNOVERS</b>	4		Amari Lee vs Roberts Wesleyan (03/05/2021)
	4		Jaeger Martino vs D'Youville (02/24/2021)
	4		James Taylor Jr. vs Mercy (02/20/2021)
	4		Reggie Clark vs Roberts Wesleyan (02/17/2021)
	4		Jared Sullivan at D'Youville (02/15/2021)
	4		Ike Herster at Gannon (01/31/2021)



2020-21 Daemen Men's Basketball  
Player Highs Analysis  
All games

Page 4/4  
as of Mar 15, 2021

Opponent - Individual Game Highs

FOULS	5	Reggie Clark vs Roberts Wesleyan (03/05/2021)
	5	Isaiah Lewis vs Roberts Wesleyan (03/05/2021)
	5	Isaiah Lewis vs Roberts Wesleyan (02/17/2021)
	5	Amari Lee vs Roberts Wesleyan (02/17/2021)
	5	Garrian Wade vs D'Youville (02/10/2021)
	5	Zecaree Veiga at Roberts Wesleyan (02/08/2021)
	5	Isaiah Lewis at Roberts Wesleyan (02/08/2021)





# 2020-21 Daemen Men's Basketball Opponents Game-by-Game All games

Page 1/1  
as of Mar 15, 2021

				Total		3-Pointers		Free throws		Rebounds											
Opponent	Date	Score		FG-FGA	PCT	3FG-FGA	PCT	FT-FTA	PCT	OFF	DEF	TOT	AVG	PF	A	TO	BLK	STL	PTS	AVG	
Gannon	01/29/2021	73-76	L	29-59	.492	11-25	.440	7-12	.583	7	25	32	32.0	27	14	15	4	6	76	76.0	
at Gannon	01/31/2021	67-95	L	34-57	.596	15-25	.600	12-14	.857	10	26	36	34.0	17	28	16	3	5	95	85.5	
at Roberts Wesleyan	02/08/2021	93-86	W	33-80	.413	4-31	.129	16-20	.800	14	23	37	35.0	23	8	11	8	10	86	85.7	
D'Youville	02/10/2021	102-77	W	28-68	.412	9-25	.360	12-18	.667	4	29	33	34.5	23	13	9	2	4	77	83.5	
at Roberts Wesleyan	02/11/2021	75-80	L	30-55	.545	7-18	.389	13-17	.765	6	19	25	32.6	16	16	11	2	7	80	82.8	
at D'Youville	02/15/2021	103-69	W	26-64	.406	8-22	.364	9-15	.600	13	20	33	32.7	19	13	16	1	4	69	80.5	
Roberts Wesleyan	02/17/2021	85-69	W	26-61	.426	11-24	.458	6-7	.857	5	25	30	32.3	22	11	12	5	5	69	78.9	
Mercy	02/20/2021	82-51	W	22-58	.379	5-19	.263	2-6	.333	11	17	28	31.8	12	7	15	3	3	51	75.4	
D'Youville	02/24/2021	98-67	W	26-71	.366	5-19	.263	10-18	.556	13	25	38	32.4	20	10	13	1	4	67	74.4	
at St. Thomas Aquinas	02/27/2021	84-81	Wot	35-73	.479	5-21	.238	6-9	.667	8	23	31	32.3	14	15	11	0	9	81	75.1	
at St. Thomas Aquinas	02/28/2021	68-71	L	30-61	.492	7-21	.333	4-11	.364	4	19	23	31.5	11	17	4	1	11	71	74.7	
Roberts Wesleyan	03/05/2021	78-72	W	28-62	.452	5-23	.217	11-18	.611	7	23	30	31.3	24	9	10	2	9	72	74.5	
at St. Thomas Aquinas	03/07/2021	67-83	L	32-66	.485	11-28	.393	8-12	.667	13	21	34	31.5	13	18	8	0	7	83	75.2	
vs Bloomfield	03/14/2021	81-69	W	27-71	.380	7-28	.250	8-12	.667	14	19	33	31.6	19	10	14	2	15	69	74.7	
Total		1046		406-906	.448	110-329	.334	124-189	.656	129	314	443	31.6	260	189	165	34	99	1046	74.7	
Daemen		1156		410-838	.489	137-362	.378	199-274	.726	156	404	560	40.0	223	245	213	33	76	1156	82.6	

## Opponents Averages

Games Played	Points/game	FG Pct	3FG Pct	FT Pct	Rebounds/game	Assists/game	Turnovers/game	Assist/Turnover ratio	Steals/game	Blocks/game
14	74.7	44.8	33.4	65.6	31.6	13.5	11.8	1.1	7.1	2.4



# 2020-21 Daemen Men's Basketball Combined Team Statistics Specific games

Page 1/1  
as of Mar 15, 2021

## Game Records

Record	Overall	Home	Away	Neutral
ALL GAMES	1-2	0-0	1-2	0-0
CONFERENCE	1-1	0-0	1-1	0-0
NON-CONFERENCE	0-1	0-0	0-1	0-0

## Score by Periods

Team	1st	2nd	OT	TOT
Daemen	95	111	13	219
Opponents	102	123	10	235

## Team Box Score

No.	Player				Total		3-Point		F-Throw		Rebounds													
		GP-GS	MIN	AVG	FG-FGA	FG%	3FG-FGA	3FG%	FT-FTA	FT%	OFF	DEF	TOT	AVG	PF	DQ	A	TO	BLK	STL	PTS	AVG		
22	SISCHO, Andrew	3-3	111:00	37.0	33-46	.717	3-7	.429	12-19	.632	9	23	32	10.7	12	0	4	10	5	3	81	27.0		
30	MASON, Andrew	3-3	115:00	38.3	17-22	.773	10-14	.714	4-5	.800	2	15	17	5.7	6	0	12	11	2	3	48	16.0		
4	HARRIS, Kyle	3-3	113:00	37.7	12-36	.333	7-20	.350	3-3	1.000	5	12	17	5.7	3	0	6	9	0	0	34	11.3		
5	SALZBERG, Ryan	3-3	112:00	37.3	11-27	.407	7-19	.368	0-0	.000	1	8	9	3.0	3	0	8	11	0	2	29	9.7		
2	FASOYIRO, Sean	3-3	105:00	35.0	6-20	.300	2-10	.200	4-10	.400	3	22	25	8.3	10	0	16	13	2	2	18	6.0		
20	JOHNSON, Juston	3-0	37:00	12.3	4-7	.571	1-4	.250	0-0	.000	0	1	1	0.3	2	0	4	5	0	2	9	3.0		
14	HINES, Da'Shawn	1-0	03:00	3.0	0-0	.000	0-0	.000	0-0	.000	0	0	0	0.0	0	0	0	0	0	0	0	0.0		
3	HIND, Tyler	3-0	15:00	5.0	0-0	.000	0-0	.000	0-0	.000	0	1	1	0.3	2	0	1	1	0	1	0	0.0		
24	BASDEN, Ziv	3-0	14:00	4.7	0-4	.000	0-0	.000	0-0	.000	0	0	0	0.0	0	0	0	0	0	0	0	0.0		
Team											4	5	9				1							
Total		3	625		83-162	.512	30-74	.405	23-37	.622	24	87	111	37.0	38	0	51	61	9	13	219	73.0		
Opponents		3	625		97-200	.485	23-70	.329	18-32	.563	25	63	88	29.3	38	0	50	23	1	27	235	78.3		

## Team Statistics

	DAEMEN	OPP
<b>Scoring</b>	<b>219</b>	<b>235</b>
Points per game	73.0	78.3
Scoring margin	-5.3	-
<b>Field goals-att</b>	<b>83-162</b>	<b>97-200</b>
Field goal pct	.512	.485
<b>3 point fg-att</b>	<b>30-74</b>	<b>23-70</b>
3-point FG pct	.405	.329
3-pt FG made per game	10.0	7.7
<b>Free throws-att</b>	<b>23-37</b>	<b>18-32</b>
Free throw pct	.622	.563
F-Throws made per game	7.7	6.0
<b>Rebounds</b>	<b>111</b>	<b>88</b>
Rebounds per game	37.0	29.3
Rebounding margin	+7.7	-
<b>Assists</b>	<b>51</b>	<b>50</b>
Assists per game	17.0	16.7
<b>Turnovers</b>	<b>61</b>	<b>23</b>
Turnovers per game	20.3	7.7
Turnover margin	-12.7	-
Assist/turnover ratio	0.8	2.2
<b>Steals</b>	<b>13</b>	<b>27</b>
Steals per game	4.3	9.0
<b>Blocks</b>	<b>9</b>	<b>1</b>
Blocks per game	3.0	0.3
<b>Winning streak</b>	<b>0</b>	<b>-</b>
Home win streak	0	-
<b>Attendance</b>	<b>0</b>	<b>0</b>
Home games-Avg/Game	0-0	3-0
Neutral site-Avg/Game	-	0-0

## Team Results

Date	Opponent		Score	Att.
02/27/2021	at St. Thomas Aquinas	Wot	84-81	0
02/28/2021	at St. Thomas Aquinas	L	68-71	0
03/07/2021	at St. Thomas Aquinas	L	67-83	0



# 2020-21 St. Thomas Aquinas Men's Basketball Combined Team Statistics Specific games

Page 1/1  
as of Mar 15, 2021

## Game Records

Record	Overall	Home	Away	Neutral
ALL GAMES	2-1	2-1	0-0	0-0
CONFERENCE	1-1	1-1	0-0	0-0
NON-CONFERENCE	1-0	1-0	0-0	0-0

## Score by Periods

Team	1st	2nd	OT	TOT
St. Thomas Aquinas	102	123	10	235
Opponents	95	111	13	219

## Team Box Score

No.	Player				Total		3-Point		F-Throw		Rebounds													
		GP-GS	MIN	AVG	FG-FGA	FG%	3FG-FGA	3FG%	FT-FTA	FT%	OFF	DEF	TOT	AVG	PF	DQ	A	TO	BLK	STL	PTS	AVG		
5	SINGLETON, Grant	3-3	109:00	36.3	23-44	.523	4-16	.250	4-6	.667	0	16	16	5.3	2	0	14	4	1	4	54	18.0		
2	ROBERTS, Demetre	3-3	109:00	36.3	23-39	.590	6-12	.500	2-5	.400	1	5	6	2.0	6	0	9	7	0	7	54	18.0		
15	CARABALLO, Osbel	3-3	88:00	29.3	22-37	.595	2-4	.500	6-8	.750	7	16	23	7.7	8	0	4	5	0	2	52	17.3		
20	LYNCH, Kevin	3-3	75:00	25.0	11-24	.458	1-2	.500	1-5	.200	5	4	9	3.0	4	0	3	2	0	2	24	8.0		
0	GRIFFITH, Louis	3-2	79:00	26.3	7-18	.389	4-11	.364	5-6	.833	1	9	10	3.3	4	0	10	3	0	4	23	7.7		
21	BARNES, Jamal	3-0	50:00	16.7	6-18	.333	4-16	.250	0-0	.000	1	3	4	1.3	3	0	1	0	0	3	16	5.3		
3	VENDOLA, Antonio	3-0	59:00	19.7	2-10	.200	2-7	.286	0-0	.000	1	4	5	1.7	5	0	6	0	0	3	6	2.0		
13	BOVELL, Elijah	3-1	49:00	16.3	2-7	.286	0-2	.000	0-2	.000	1	3	4	1.3	4	0	3	1	0	2	4	1.3		
34	RISQUEZ, Luis	2-0	03:00	1.5	1-1	1.000	0-0	.000	0-0	.000	1	0	1	0.5	1	0	0	0	0	0	2	1.0		
30	TOLIAS, Vasilis	1-0	03:00	3.0	0-2	.000	0-0	.000	0-0	.000	0	0	0	0.0	1	0	0	0	0	0	0	0.0		
11	OWEH, Kaylen	1-0	01:00	1.0	0-0	.000	0-0	.000	0-0	.000	0	0	0	0.0	0	0	0	0	0	0	0	0.0		
Team											7	3	10				1							
Total		3	625		97-200	.485	23-70	.329	18-32	.563	25	63	88	29.3	38	0	50	23	1	27	235	78.3		
Opponents		3	625		83-162	.512	30-74	.405	23-37	.622	24	87	111	37.0	38	0	51	61	9	13	219	73.0		

## Team Statistics

	STA	OPP
<b>Scoring</b>	<b>235</b>	<b>219</b>
Points per game	78.3	73.0
Scoring margin	+5.3	-
<b>Field goals-att</b>	<b>97-200</b>	<b>83-162</b>
Field goal pct	.485	.512
<b>3 point fg-att</b>	<b>23-70</b>	<b>30-74</b>
3-point FG pct	.329	.405
3-pt FG made per game	7.7	10.0
<b>Free throws-att</b>	<b>18-32</b>	<b>23-37</b>
Free throw pct	.563	.622
F-Throws made per game	6.0	7.7
<b>Rebounds</b>	<b>88</b>	<b>111</b>
Rebounds per game	29.3	37.0
Rebounding margin	-7.7	-
<b>Assists</b>	<b>50</b>	<b>51</b>
Assists per game	16.7	17.0
<b>Turnovers</b>	<b>23</b>	<b>61</b>
Turnovers per game	7.7	20.3
Turnover margin	+12.7	-
Assist/turnover ratio	2.2	0.8
<b>Steals</b>	<b>27</b>	<b>13</b>
Steals per game	9.0	4.3
<b>Blocks</b>	<b>1</b>	<b>9</b>
Blocks per game	0.3	3.0
<b>Winning streak</b>	<b>2</b>	<b>-</b>
Home win streak	2	-
<b>Attendance</b>	<b>0</b>	<b>0</b>
Home games-Avg/Game	3-0	0-0
Neutral site-Avg/Game	-	0-0

## Team Results

Date	Opponent	Lot	Score	Att.
02/27/2021	Daemen		81-84	0
02/28/2021	Daemen	W	71-68	0
03/07/2021	Daemen	W	83-67	0